

PLASTIC BINS

These injection molded polypropylene bins are extremely durable and are available in a variety of sizes to fit your specific needs. These bins are waterproof and unaffected by oil and grease. Front of bin has large label area. Bin cups fit into all plastic bins. Plastic bins are available in yellow. Bin dividers available in black.

Shown with bin dividers



Shown with bin cups

Plastic Bins	
Model Number	W x D x H
255-SB124	4" x 11 ^{1/2} " x 4"
255-SB126	6" x 11 ^{1/2} " x 4"
255-SB128	8" x 11 ^{1/2} " x 4"
255-SB184	4" x 17 ^{1/2} " x 4"
255-SB186	6" x 17 ^{1/2} " x 4"

Bin Cup	
Model Number	Outside W x D x H
225-SBC1	3 ^{1/4} " x 1 ^{7/8} " x 3"

Bin Dividers	
Model Number	For Bin Width
255-SBD4	4"
255-SBD6	6"
255-SBD8	8"

CORRUGATED BINS

An economical way to store and organize small or loose parts. These rugged bins are constructed of 200 lb. test corrugated board. The bins fold together quickly and are ready for use in seconds. Sold 100 bins per carton only.



Corrugated Bins	
Model Number	Bin Size W x D x H
255-BC124	4" x 12" x 4"
255-BC126	6" x 12" x 4"
255-BC128	8" x 12" x 4"
255-BC184	4" x 18" x 4"
255-BC186	6" x 18" x 4"

BIN SHELVING UNITS

These highly efficient bin shelving units feature our extremely durable plastic (polypropylene) or corrugated storage bins and are ideal for organizing small parts. Bin storage units are available in either 36" high (6 shelves) or 72" high (12 shelves). Bins can be purchased separately. Plastic Bin color: Yellow.



Units with Corrugated Bins			
Shelving Size W x D x H	Bin Size W x D x H	# of Bins	Model Number
36" High Units			
36" x 12" x 36"	4" x 12" x 4"	40	A6-3612-36W-CB4
36" x 12" x 36"	6" x 12" x 4"	25	A6-3612-36W-CB6
36" x 12" x 36"	8" x 12" x 4"	20	A6-3612-36W-CB8
36" x 18" x 36"	4" x 18" x 4"	40	A6-3618-36W-CB4
36" x 18" x 36"	6" x 18" x 4"	25	A6-3618-36W-CB6
72" High Units			
36" x 12" x 72"	4" x 12" x 4"	88	A12-3612-72W-CB4
36" x 12" x 72"	6" x 12" x 4"	55	A12-3612-72W-CB6
36" x 12" x 72"	8" x 12" x 4"	44	A12-3612-72W-CB8
36" x 18" x 72"	4" x 18" x 4"	88	A12-3618-72W-CB4
36" x 18" x 72"	6" x 18" x 4"	55	A12-3618-72W-CB6
36" x 12" x 72"	4" x 12" x 4"	40	A12-3612-72W-CBC
	6" x 12" x 4"	30	11 total rows
36" x 18" x 72"	4" x 18" x 4"	40	A12-3618-72W-CBC
	6" x 18" x 4"	30	11 total rows
Units with Plastic Bins			
Shelving Size W x D x H	Bin Size W x D x H	# of Bins	Model Number
36" High Units			
36" x 12" x 36"	4" x 12" x 4"	40	A6-3612-36W-SB4
36" x 12" x 36"	6" x 12" x 4"	25	A6-3612-36W-SB6
36" x 12" x 36"	8" x 12" x 4"	20	A6-3612-36W-SB8
36" x 18" x 36"	4" x 18" x 4"	40	A6-3618-36W-SB4
36" x 18" x 36"	6" x 18" x 4"	25	A6-3618-36W-SB6
72" High Units			
36" x 12" x 72"	4" x 12" x 4"	88	A12-3612-72W-SB4
36" x 12" x 72"	6" x 12" x 4"	55	A12-3612-72W-SB6
36" x 12" x 72"	8" x 12" x 4"	44	A12-3612-72W-SB8
36" x 18" x 72"	4" x 18" x 4"	88	A12-3618-72W-SB4
36" x 18" x 72"	6" x 18" x 4"	55	A12-3618-72W-SB6
36" x 12" x 72"	4" x 12" x 4"	40	A12-3612-72W-SBC
	6" x 12" x 4"	30	11 total rows
36" x 18" x 72"	4" x 18" x 4"	40	A12-3618-72W-SBC
	6" x 18" x 4"	30	11 total rows

MOBILE SHELVING W/PLASTIC OR CORRUGATED BINS


- Complete with either plastic or corrugated bins.
- Available as either single sided or double sided units.
- Allows easy transport of bins to work areas.
- Heavy duty mobile shelf carts.



Cart W x D x H	Bin Size W x D x H	Single Sided Units		Double Sided Units		Single Sided Units		Double Sided Units	
		# of Bins	Model Number	# of Bins	Model Number	# of Bins	Model Number	# of Bins	Model Number
With Plastic Bins									
48" x 12" x 37"	4" x 12" x 4"	44	CA5-4812-30W-S4	88	CA5-4824-30W-S4	44	CA5-4812-30W-C4	88	CA5-4824-30W-C4
48" x 12" x 37"	6" x 12" x 4"	28	CA5-4812-30W-S6	56	CA5-4824-30W-S6	28	CA5-4812-30W-C6	56	CA5-4824-30W-C6
48" x 12" x 37"	8" x 12" x 4"	20	CA5-4812-30W-S8	40	CA5-4824-30W-S8	20	CA5-4812-30W-C8	40	CA5-4824-30W-C8
48" x 18" x 37"	4" x 18" x 4"	44	CA5-4818-30W-S4	88	CA5-4836-30W-S4	44	CA5-4818-30W-C4	88	CA5-4836-30W-C4
48" x 18" x 37"	6" x 18" x 4"	28	CA5-4818-30W-S6	56	CA5-4836-30W-S6	28	CA5-4818-30W-C6	56	CA5-4836-30W-C6
With Corrugated Bins									
48" x 12" x 67"	4" x 12" x 4"	88	CA9-4812-60W-S4	176	CA9-4824-60W-S4	88	CA9-4812-60W-C4	176	CA9-4824-60W-C4
48" x 12" x 67"	6" x 12" x 4"	56	CA9-4812-60W-S6	112	CA9-4824-60W-S6	56	CA9-4812-60W-C6	112	CA9-4824-60W-C6
48" x 12" x 67"	8" x 12" x 4"	40	CA9-4812-60W-S8	80	CA9-4824-60W-S8	40	CA9-4812-60W-C8	80	CA9-4824-60W-C8
48" x 18" x 67"	4" x 18" x 4"	88	CA9-4818-60W-S4	176	CA9-4836-60W-S4	88	CA9-4818-60W-C4	176	CA9-4836-60W-C4
48" x 18" x 67"	6" x 18" x 4"	56	CA9-4818-60W-S6	112	CA9-4836-60W-S6	56	CA9-4818-60W-C6	112	CA9-4836-60W-C6


PICK RACKS

These highly functional pick racks feature angled shelves for easy visibility and quick access to parts and supplies. Available with extremely durable plastic (polypropylene) or corrugated storage bins that are ideal for organizing small parts. Units are 12" deep and are available with either 4", 6", or 8" wide bins. Bench Rack dimensions: 34"W x 12"D x 23"H. Floor Rack dimensions: 34"W x 12"D x 61"H.



BIN SIZE W X D X H	# OF BINS	w/ Plastic Bins	w/ Corrugated Bins
		MODEL NUMBER	MODEL NUMBER
Floor Rack			
4" x 11 ¹ / ₂ " x 4"	64	PRF-SB4	PRF-CB4
6" x 11 ¹ / ₂ " x 4"	40	PRF-SB6	PRF-CB6
8" x 11 ¹ / ₂ " x 4"	32	PRF-SB8	PRF-CB8
Rack Only	N/A	235-PRF1	

BIN SIZE W X D X H	# OF BINS	w/ Plastic Bins	w/ Corrugated Bins
		MODEL NUMBER	MODEL NUMBER
Bench Rack			
4" x 11 ¹ / ₂ " x 4"	24	PRB-SB4	PRB-CB4
6" x 11 ¹ / ₂ " x 4"	15	PRB-SB6	PRB-CB6
8" x 11 ¹ / ₂ " x 4"	12	PRB-SB8	PRB-CB8
Rack Only	N/A	235-PRB1	



Boltless Shelving



Pallet Rack



Cantilever Rack



FastRak Bulk Shelving



Wire Shelving



Archive Shelving




Workbenches & Packing Tables



Carts & Trucks



Bins & Boxes



Stock, Reel & Tire Racks

For more information, please contact the approved dealer or distributor below.

Distributed By: