

PALLET RACK



NationWideShelving.com

AMERICA'S SHELVING SUPERSTORE™

**Call Now for a Free
Quote or Site Visit!**

2180 S. Constitution Blvd.

Salt Lake City, UT 84119



801-328-8788 or 800-326-4403

www.NationWideShelving.com

NationWide

Shelving.com AMERICA'S SHELVING

SUPERSTORE!



PALLET RACK

Our Regular Duty and Heavy Duty pallet rack now feature 3" x 3" columns and 5" x 8" seismic base plates. Regular duty uprights are constructed of 16 gauge steel and provide 16,100 lbs. capacity per upright. The heavy duty uprights feature a 23,300 lbs. capacity and are constructed from 14 gauge steel (regular and heavy duty capacities are based upon a maximum shelf spacing of 36"). The new bolt together design provides a lower cost of ownership because components can be easily replaced when damaged during use, while traditional welded uprights require replacement of the entire upright. Pallet rack beams now feature an improved safety clip which allows for easy replacement of damaged clips. Racks are designed for use with a forklift (or other hydraulic or electrical lift) or for heavy duty hand stacking. Uprights are sold either K.D. or assembled.




***New 3" x 3" column design
available in regular and
heavy duty uprights***




- New and improved design
- Deluxe 3" x 3" columns for regular and heavy duty uprights
- Uprights feature a 5" x 8" seismic base plate
- Upright capacities from 16,100 to 23,300 lbs. (based upon 36" maximum shelf spacing)

Popular tear drop design insures interchangeability with most major pallet rack manufacturers. Interchangeable with the following pallet rack manufacturers: Interlake (Original Style), Space Rack, USP, Lodi Metal-Tech, Steel King, and Husky.



UPRIGHTS

Featuring a new and improved 3" x 3" standard column design and 5" x 8" base plate. Regular duty uprights are constructed of 16 gauge steel with a 16,100 lbs. capacity. Heavy duty uprights feature 14 gauge steel construction with a capacity of 23,300 lbs. (regular and heavy duty capacities based upon 36" maximum shelf spacing). Uprights utilize a bolt together design for easy replacement. Beams can be adjusted every 2". Uprights can be shipped assembled for an additional charge per upright. Color: Light Green.



14 Gauge Heavy Duty Uprights

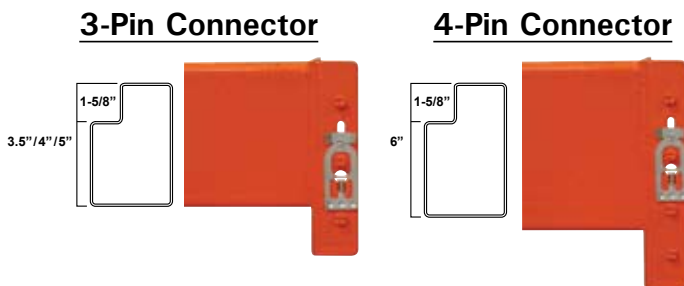
Model Number	Height	Depth	Weight
IUH36120	10'	3.0'	73
IUH36144	12'	3.0'	88
IUH36180	15'	3.0'	110
IUH36192	16'	3.0'	114
IUH42120	10'	3.5'	75
IUH42144	12'	3.5'	91
IUH42180	15'	3.5'	112
IUH42192	16'	3.5'	120
IUH48120	10'	4.0'	77
IUH48144	12'	4.0'	95
IUH48180	15'	4.0'	118
IUH48192	16'	4.0'	123

16 Gauge Regular Duty Uprights

Model Number	Height	Depth	Weight
IU36096	8'	3.0'	48
IU36120	10'	3.0'	57
IU36144	12'	3.0'	70
IU42096	8'	3.5'	50
IU42120	10'	3.5'	58
IU42144	12'	3.5'	73
IU48096	8'	4.0'	53
IU48120	10'	4.0'	61
IU48144	12'	4.0'	77

STEP LOAD BEAMS


Deluxe form beams feature an improved safety clip which can be easily replaced. Beams are interchangeable with most major pallet rack manufacturers. Beam length is measured by clear span between uprights. Beam capacities are based on an evenly distributed load. 3.5", 4" and 5" beams use 3-pin connectors; 6" beams use 4-pin connectors. Sold per beam. Two beams are required to create a shelf. Color: Orange.




Model Number	Height	Length	Cap. Per Pair	Weight
215-IB35096	3.5"	8'	3,460	25
215-IB40096	4.0"	8'	4,977	27
215-IB40108	4.0"	9'	4,228	30
215-IB40120	4.0"	10'	3,425	34
215-IB50096	5.0"	8'	7,035	32
215-IB50108	5.0"	9'	7,103	36
215-IB50120	5.0"	10'	6,004	40
215-IB50144	5.0"	12'	4,170	45
215-IB60144	6.0"	12'	6,511	53

WIRE MESH DECKING

Open wire construction reduces dust build-up and allows free light and air circulation, increases sprinkler effectiveness and improves visibility. Constructed of 4 gauge wire and 13 gauge flared channels. Featuring a durable zinc electrogalvanized finish and 2 1/4" x 4 1/4" wire spacing.



Model Number	Unit Depth	Deck Width	Capacity	Weight
215-DF3646	36"	46"	2,500	19
215-DF3658	36"	58"	2,300	22
215-DF4246	42"	46"	2,100	22
215-DF4258	42"	58"	2,200	27
215-DF4846	48"	46"	1,800	24
215-DF4858	48"	58"	2,100	30



STEEL SAFETY SUPPORTS

- Use as front to back member to support pallet or wood decking.
- Can be used in conjunction with wood decking to provide additional support for hand stacking applications.



Model Number	Upright Depth	Weight
215-USS36	3.0'	5
215-USS42	3.5'	6
215-USS48	4.0'	8

FRAME GUARDS

- Avoid damage to valuable rack columns.
- Solid steel guards withstand impacts with heavy duty construction.
- Features high visibility yellow powder coat finish and 4 mounting holes.



Model Number	Guard Height	Weight
215-ICP24	24"	11

BAY DIVIDERS

- Organize material vertically with dividers.
- Designed to fit over our Step Load Beams.
- Easy to install; no hardware required.
- Pre-punched holes for permanent mounting.



Model Number	Weight
215-ID01	11

LABEL HOLDERS

- Extra Large for Pallet Rack applications.
- Self adhesive and magnetic label holder allows for simple label relocation.
- Includes Ink Jet/Laser compatible white inserts with instructions.




Adhesive Labels

Model Number	Size	QTY
215-L335	3" x 5"	50
215-L346	4" x 6"	50

Magnetic Labels

Model Number	Size	QTY
215-L335M	3" x 5"	50
215-L346M	4" x 6"	50

For more information, please contact the approved dealer or distributor below.



NationWideShelving.com

AMERICA'S SHELVING SUPERSTORE™

801-328-8788