

WOODTEK™ Design Elements

END PANELS



Classic



Ambassador

Buckingham



Carlyle



WOOD TOP PROFILES




Bullnose




Square


CROWN & BASE




C-1



C-2



C-3



Base

DOORS



Solid



Mesh



Glass

Wood-Tek™ shelving systems offer a variety of elegant styles and finishes to customize any interior design.

Choose contemporary or traditional end panels that blend beautifully with an assortment of crown, base, and countertop elements. Door fronts of solid wood, mesh or glass provide a versatile finishing touch. Wood-Tek finish options include wood cladding of cherry, maple, oak, walnut, mahogany and ash in eleven different stains and three finishes. Have a custom design? We can create Wood-Tek in any exotic wood or finish, including the newest color washes.

For Design Assistance and Information, Call 800-277-1699.

Crown, Base and End Panel Designs

End Panel Designs

CROWN DESIGN C-1



Ambassador (Raised Panel)

Buckingham (Flat Panel)

Carlyle (Applied Beaded Molding)

CROWN DESIGN C-2



Ambassador (Raised Panel)

Buckingham (Flat Panel)

Carlyle (Applied Beaded Molding)

CROWN DESIGN C-3



Ambassador (Raised Panel)

Buckingham (Flat Panel)

Carlyle (Applied Beaded Molding)

Standard Base Designs

BASE DESIGN B-1



Any of the three Crowns can be combined with any End Panels to achieve a look that coordinates with your interior design.

The Standard Base can be applied to all end panels. Typical example: Crown (C-3) combined with the Carlyle End Panel and the Standard Base (B-1).

AURORA™

Richards-Wilcox, Inc. 600 South Lake Street Aurora, Illinois 60506
800.277.1699 Fax: 630.897.6994 www.aurorashelving.com

Your Dealer: