



**Cost-Effective**

# Pacific

**Compression Clip Shelving**



**nationWideshelving.com**  
AMERICA'S SHELVING SUPERSTORE™

**Call Now for a Free  
Quote or Site Visit!**

2180 S. Constitution Blvd.  
Salt Lake City, UT 84119  
801-328-8788 or 800-326-4403  
[www.NationWideShelving.com](http://www.NationWideShelving.com)

[Shelving.com](http://Shelving.com) AMERICA'S SHELVING

NationWide

SUPERSTORE!



**Western Pacific  
Storage Systems**

# Open Systems

**Open Shelving** provides the most basic all-purpose storage.

- Compression clip for bolt-free assembly
- Open design for easy stocking and retrieval
- Sway braces on rear and sides provide stability
- Ideal for bulky or packaged items
- Shelves adjustable in 1 1/2" increments
- Seismic applications may require additional structural bracing
- Ideal for highrise or mobile storage



**Light-Duty** shelving offers an affordable option for light to medium duty applications.

- The same high-quality construction as our standard open shelving
- Lighter 20-gauge steel shelf with the same standard post options
- Bolt-free assembly with our compression clip



**Our compression clip** makes changing shelf position quick and easy.



**Economical and Versatile Storage Solutions!**



**Closed Shelving** includes metal back and side enclosing panels added to the basic open unit.

- Ideal for applications in which containment and storage continuity are the key
- Rigid and durable storage structures
- Enclosed units provide added cleanliness for stored items
- Ideal for front office use, closed units can be customized with your own end panel surfaces to match your decor



**Bin Units** utilize full-height dividers to create small, individual storage bins.

- Ideal for storage applications where separation of parts or boxes is necessary
- Dividers are adjustable on 2" increments
- Available in a variety of bin configurations



**Repositionable dividers** make it a snap to store everything from CDs to PCs.

**Western Pacific  
Storage Systems**

**nationwideShelving.com**  
AMERICA'S SHELVING SUPERSTORE™  
**801-328-8788**

# Multi-level Systems



**Catwalk Systems** efficiently expand your capacity while minimizing your overhead costs.

- Grating constructed of corrosion-resistant galvanized steel for long-lasting strength
- Safety-engineered to meet or surpass OSHA requirements
- Our in-house engineering staff can provide custom catwalk design to meet your current and future needs

**Heavy-duty** beaded and angle posts keep our catwalk systems solid.



**We can engineer** a two-level, three-level or deckover system with a variety of stairs, handrail, grating and other options for all ventilation, lighting and sprinkler considerations!

**Nationwide in-stock distribution!**



## Design and Engineering

Our systems are designed to grow with your business. Our design and engineering team can custom develop a system to meet your needs – and your budget – no matter what your business application.

- Rock-solid seismic applications
- Computer Aided Design (CAD) capabilities
- Cross-functional development team
- Custom design and engineering assistance

## Quality

Our quality assurance guarantees that WPSS products can perform in the toughest of applications. Need a mezzanine system in a seismic application? No problem – our rock-solid storage systems can withstand the shock.

- OSHA and UBC/BOCA approved designs
- Industry-leading testing
- High customer satisfaction ratings
- Innovative product development



## Manufacturing

Our state-of-the-art manufacturing technology ensures that we produce the highest quality product at the lowest price. Our “value added” products are manufactured in accordance with the highest industry standards.

- Computerized scheduling
- A to Z quality checkpoints
- Environmentally sensitive powder coating
- Numerous industrial safety awards



## Distribution

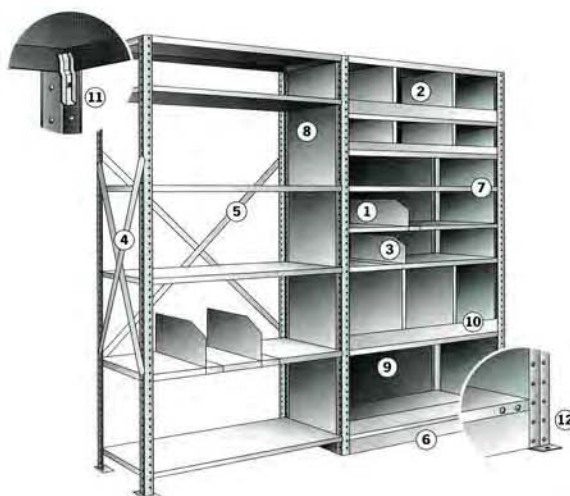
Our network of factory-trained dealers and well-stocked distributors have the Pacific shelving you need, when you need it!

- Expert traffic managers facilitate shipments
- Reputable carriers for damage-free delivery



 **Western Pacific  
Storage Systems**

 **Notion Wide Shelving.com**  
AMERICA'S SHELVING SUPERSTORE™  
**801-328-8788**



## Shelving Components

- 1 Sliding Divider
- 2 Full Divider
- 3 Angle Divider
- 4 Side Sway Braces
- 5 Back Sway Braces
- 6 Closed Base Strip
- 7 Label Holder
- 8 End Panel
- 9 Back Panel
- 10 Bin Front
- 11 Shelf Clip
- 12 Foot Plate



### Angle Post

- Our most popular style
- Stiffening offset rib
- Ideal for seismic applications
- Always used as rear posts in combination with other posts
- Shelf access is reduced by 2"

**Post Heights** available from 5 ft. to 22 ft. for most applications



### Delta Post

- Double-sided design – ideal as common posts between multiple units with independent shelf positioning
- Roll-formed of 14-gauge steel
- Smooth front face for office applications
- Not suitable for seismic or heavy-duty applications
- Unobstructed shelf access





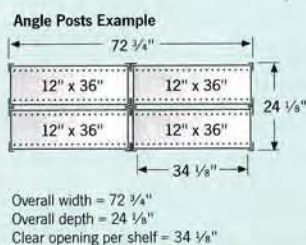
### Beaded Post

- Double-sided design – ideal as common posts between multiple units with independent shelf positioning
- 13-gauge tubular steel design
- Maximum weight-bearing capacity for heavy-duty and mezzanine applications

## Shelving System Growth

The post size will increase the overall width and depth of Pacific shelving systems as shown below.

	Angle Post	Delta Post	Beaded Post
<b>Add to Shelf Width:</b>	3/8" per unit	3/8" per unit + 1/2" per row	3/8" per unit + 3/4" per row
<b>Add to Shelf Depth:</b>	1/16"	1/16"	13/16"
<b>To Determine Shelf Clear Opening, Subtract from Shelf Width:</b>	1 7/8"	1/8"	5/8"

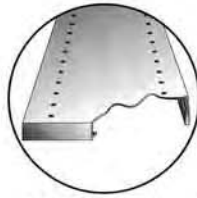


The perfect storage system for all your needs!



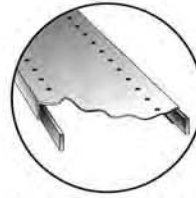
**Class 0 Shelf**

- 20 gauge metal
- for light loads
- no reinforcements



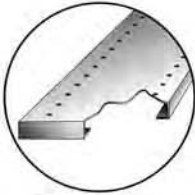
**Class 1B Shelf**

- 18 gauge metal
- for normal to medium loads
- 1" x 1/8" bar in front flange



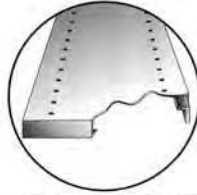
**Class 2B Shelf**

- 18 gauge metal
- for medium to heavy loads
- 1" x 1/8" bar in front and rear flanges



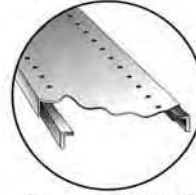
**Class 1 Shelf**

- 18 gauge metal
- for normal loads
- no reinforcements



**Class 1A Shelf**

- 18 gauge metal
- for medium loads
- 1" x 1" x 1/8" angle in front flange



**Class 2A Shelf**

- 18 gauge metal
- for heavy loads
- 1" x 1" x 1/8" angle in front and rear flanges

**Shelf Reinforcing Bars and Angles** are sold separately and installed at your location.

## Shelf Load Capacities

Shelf Size		Weight Capacity (lbs./shelf)					
Width	Depth	Evenly Distributed Load					
		Class 0	Class 1	Class 1B	Class 1A	Class 2B	Class 2A
30	12	N/A	865	976	1050	1389	1615
	15	N/A	855	966	1040	1382	1610
	18	N/A	845	956	1030	1372	1600
	24	N/A	825	945	1025	1325	1525
	30	N/A	805	931	1015	1270	1440
	36	N/A	740	896	1000	1150	1250
36	12	400	775	853	905	1205	1405
	15	390	765	843	895	1198	1400
	18	380	760	835	885	1182	1380
	24	360	750	825	875	1130	1300
	30	N/A	745	817	865	1072	1210
	36	N/A	730	802	850	1000	1100
42	12	240	475	550	600	792	920
	15	250	470	542	590	779	905
	18	260	465	531	575	764	890
	24	290	455	521	565	730	840
	30	275	445	514	560	701	795
	32	270	425	503	555	642	700
48	12	210	360	400	440	500	610
	15	220	375	400	445	510	620
	18	230	390	415	450	525	630
	24	250	425	450	475	550	650
	30	210	345	365	395	430	510
	36	200	335	350	375	410	450



Represented by



**nationwideShelving.com**

**AMERICA'S SHELVING SUPERSTORE™**

**Call Now for a Free  
Quote or Site Visit!**

2180 S. Constitution Blvd.

Salt Lake City, UT 84119


801-328-8788 or 800-326-4403

[www.NationWideShelving.com](http://www.NationWideShelving.com)

NationWide

Shelving.com AMERICA'S SHELVING

SUPERSTORE!



**nationwideShelving.com**

**AMERICA'S SHELVING SUPERSTORE™**

**801-328-8788**



Western Pacific Storage Solutions is proud that its manufacturing processes create jobs for 100+ documented American workers.

5M-05-06