



Pricing Surcharge

Our steel supplier has informed us that an additional steel surcharge is in effect immediately; this will result in an adjustment to our existing surcharge of 7%.

Effective **October 20, 2004**, there will be the following surcharges in effect:

Aurora Shelving will have an additional 8% surcharge for a total surcharge of 15%.
Aurora Mobile will have an additional 3% surcharge for a total surcharge of 10%.
Times-2 will remain at the current 7% surcharge.

All orders entered prior to October 20, 2004, must ship by December 23, 2004, after which the plant is closed for the seasonal holiday. Purchase Orders received on or after October 20, 2004, must reflect the new surcharges as a line item on the net price of the order. All order acknowledgement copies will include this increase.

Quik-Quote will be modified to incorporate the new surcharges. Since these surcharges are pass through costs, we highly recommend that dealers do not place an additional markup on the surcharges in order to stay competitive in the marketplace.

All outstanding quotes will be honored at current pricing and discounts until October 19, 2004.

I regret that we have to take this action. I would like to thank all of our customers for their understanding and continued support.

A handwritten signature in black ink, appearing to read "Manfred Haiderer".

Manfred Haiderer
President

September 17, 2004.



AURORA QUIK-LOK[®] SHELVING PRICE LIST

Effective January 1, 2004



AURORA from RICHARDS-WILCOX, INC.

600 South Lake Street • Aurora, Illinois 60506

Phone: 630-897-6951 • Fax: 630-897-6994

Toll Free: 800-277-1699 • www.aurorashelving.com

AURORA QUIK-LOK SHELVING WARRANTY



Lifetime Limited Warranty: Subject to the conditions stated below Aurora Shelving, Aurora Mobile Systems and the Times-2 Speed Files Product warrants to the original purchaser exclusively that the shelving, carriages and the Times-2 Speed Files Product ("structural frames") manufactured by Richards-Wilcox, Inc. "Aurora" will be free from defects in materials and workmanship other than normal wear and tear for the lifetime of the structural frames. During the warranty period, all parts will be provided at no cost. Labor is included at no cost during the first year of the warranty period. After the first year, all labor will be charged at the prevailing current rate.

For purposes of this warranty, structural frames shall be deemed to exclude all moving parts, controls and guides that have immediate contact with moving parts.

10-Year Limited Warranty: Aurora also warrants that all carriage driven motors and all accessories shall be free from defects in materials and workmanship other than normal wear and tear for a period of ten (10) years from the date of the customer's written acceptance of installation. During the 10-year warranty period, all parts will be provided at no cost. Labor is included at no cost during the first year of the 10-year warranty period. After the first year, all labor will be charged at the prevailing current rate.

If any warranted product shall be proved to Aurora's satisfaction to be defective, such product shall be repaired or replaced at the option of Aurora. All warranty service for any product manufactured by Aurora must be performed by an authorized Aurora factory representative. This warranty shall be void if any portion of the purchase price shall be due but unpaid in accordance with the terms pursuant to which the product was sold. This warranty shall not apply to product repaired or moved by any party other than an authorized Aurora factory representative or to defects or damage caused by (a) acts of God or other circumstances beyond Aurora's control, (b) improper installation (unless installation was done by an authorized factory installer), (c) improper electrical supply or environmental conditions, (d) improper operation, maintenance, or storage, or (e) other than normal use or service. **EXCEPT FOR THE EXPRESS WARRANTIES SET FORTH ABOVE, AURORA MAKES NO WARRANTIES, IMPLIED OR OTHERWISE, AND AURORA SPECIFICALLY DISCLAIMS ANY IMPLIED WARRANTY OF MERCHANTABILITY OR FITNESS FOR A PARTICULAR PURPOSE.**

The Certificate of Warranty must be completed by the respective dealer, accepted and signed by the customer, and sent to Richards-Wilcox, Inc. upon completion of the installation.

Limitation of Liability: Repair or replacement of any defective equipment, or refund of the purchase price paid by the customer in the event Aurora determines such equipment cannot be repaired or replaced, shall be the customer's exclusive remedy for breach of the warranty for product defects, however caused, and in no case shall Aurora be liable for incidental, consequential, special or other damages, or loss of profits or revenues whether as a result of breach of contract of warranty, Aurora's negligence, or otherwise. Aurora shall have no liability for any advice or assistance by any party outside the scope of Aurora's written specification for the manufacture, operation or maintenance of the warranted equipment.

Aurora Quik-Lok Shelving Warranty	Page 1
General Terms and Conditions	Page 3
Part Numbering Guide.....	Page 4
Media Weight Chart.....	Page 4
Open Shelf Filing	
18 Gauge Letter	Page 5
18 Gauge Letter - Mobile Ready	Page 6
18 Gauge Legal.....	Page 7
18 Gauge Legal - Mobile Ready	Page 8
22 Gauge Letter	Page 9
22 Gauge Letter - Mobile Ready	Page 10
22 Gauge Legal.....	Page 11
22 Gauge Legal - Mobile Ready	Page 12
Double Wall Open Shelf Filing	Page 13
X-Ray and Bin Divider X-Ray Shelving	Page 14
18 Gauge Standard Quik-Lok Closed Shelving	Page 15
18 Gauge Standard Quik-Lok Open Shelving	Page 16
Library Shelving	
Closed Back	Page 17
Open Back.....	Page 18-19
Library - Magazine, Newspaper Shelving and Accessories	Page 20
EDP Print-Out, Cine Film Storage, and Videotape Storage	Page 21
Shelving Components	
L&T Uprights	Page 22-23
Library & Double Wall Uprights	Page 24
Shelves	Page 25-26
Supports, Reinforcements, Back Stops, Center Stops, Dividers.....	Page 27
Miscellaneous Components	
Back Panels, Doors, Reference Shelves, Aisle Ties, Small Parts	Page 28
Laminated Filler End Panels	Page 29
Laminated End Panels.....	Page 30

PRICES

All prices printed herein supersede all previous prices and are subject to change without notice. These prices are F.O.B. shipping point, Aurora, Illinois, exclude freight and are subject to a surcharge for color, packaging, states' sales or consumer taxes as required. One order constitutes one color with only one delivery address.

COLORS

Richards-Wilcox offers GlossTek™ Paint Finishes. GlossTek™ is a non-glare, powder coat paint finish that is available in 26 standard colors. Custom colors are available subject to a longer lead time and a surcharge.

A metal color chip of the special color is necessary for paint matching.

NOTE: Even with metal sample matching, shading and gloss can vary.

Be careful when matching new equipment to product of the same color that has been in the field for several years. Products closely exposed to fluorescent lighting can fade. If a perfect match is required, forward a sample to Richards-Wilcox.

TERMS OF PAYMENT

Net 30 days from date of invoice. We accept Visa and Master Card.

WEIGHTS

Weights do not include packing and cartoning used for shipping; add 10% to obtain approximate shipment weight.

SPECIFICATIONS

Subject to change without notice.

DISCONTINUED ITEMS

We reserve the right, without notice, to discontinue the manufacture and sale of any items printed herein.

FREIGHT POLICY

Richards-Wilcox will ship either:

- Third Party, F.O.B. point of origin
- Collect, F.O.B. point of origin
- Prepaid and add, F.O.B. point of origin

Customer routed shipments and pick-ups must be picked up from Richards-Wilcox within 48 hours of notification that the shipment is ready or Richards-Wilcox will ship prepaid and add.

- UPS shipments will ship prepaid and add at actual cost.

ORDER CHANGES AND CANCELLATION CHARGES

Any changes to an order after 5 days of date of order acknowledgement are subject to a change order fee (consult factory for this charge).

If customer cancels an order and said order is in production at the time of cancellation, customer shall be subject to a charge of twenty (20%) percent of the net amount of the order, as well as a charge for all special purchase items. Refer to Special Items. Customer shall bear the responsibility of compensating Richards-Wilcox for production time and material up to the time of cancellation. Any changes to orders that are entered into production are subject to a 20% change order fee.

Richards-Wilcox reserves the right to determine what products are special. Further, special color orders may reflect additional cancellation charges due to restraints and condition in accordance with the paint supplier.

DAMAGE IN TRANSIT

Caution: When you give the delivering carrier a clear receipt for a shipment in which there is damaged merchandise or a shortage, the carrier is relieved of further responsibility.

All packaging is in accordance with carrier requirements.

For your protection, before accepting any shipment, examine it carefully. If there is evidence of damage or a shortage, insist that the delivering carrier make suitable notation to that effect on the freight bill before you sign it.

If, after receipt of shipment, concealed damage is discovered, immediately **notify the delivering carrier**, requesting immediate inspection. The inspection report should be used to support your claim against the carrier. NOTE: Most carriers require notification of concealed damage within 2 days of delivery.

Any claim for damage or shortage must be filed by you with the delivering carrier. Richards-Wilcox will not accept the return of merchandise damaged or lost in transit. Your recourse is with the delivering carrier. Freight claim filing is the responsibility of the consignee.

RETURN GOODS POLICY

1. Requests in writing for Return Goods Authorization must be made to the Richards-Wilcox Customer Service Department within 30 days of the material shipment from Richards-Wilcox.
2. Richards-Wilcox will determine the eligibility to return any material and will notify the requester within 5 days upon receipt of written request. Richards-Wilcox will also instruct the requester to return the material to Richards-Wilcox or dispose of such before the issuance of the appropriate credit.
3. Special items and items not manufactured by Richards-Wilcox (purchased) will not be eligible for return.
4. Any material returned to Richards-Wilcox or disposed of without the proper authorization by Richards-Wilcox will be refused and no credit will be issued.
5. Returned goods must be shipped freight prepaid at the requester's expense within 30 days of receipt of written authorization. The requester **must determine** the carrier. All material returned must be received in original packaging. Credit will be given on returned material only after receipt and inspection by Richards-Wilcox. All returned material must be accompanied by the Return Goods Authorization form. Credit for all authorized returns are subject to a 25% restocking charge on the net acceptable material value.
6. Total value of returned material must exceed **\$100.00 net**.

SPECIAL ITEMS

Special designed or purchased items are not subject to return for credit, nor may said products be changed or canceled once in production.

SPECIAL PACKAGING

All material will be shipped in standard pack quantities unless otherwise specified on the purchase order. Where special requests are made for packaging that differ from the standard pack containment, customer bears full responsibility for the cost of such packaging as well as the condition of the product. Richards-Wilcox shall in no way be held responsible for improper packaging or damage in transit.

If customer requests that skidding be utilized, the customer shall bear the cost of the skids. At times it may be necessary to consider special crating. Consult the factory for crating charges.

PART NUMBERING GUIDE

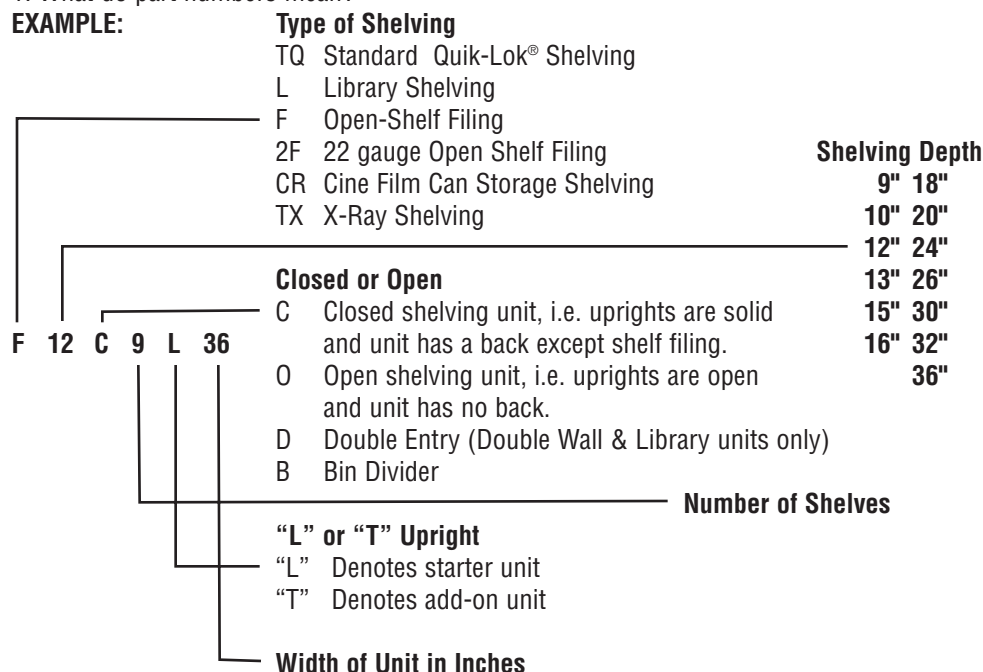
1-800-277-1699
www.aurorashelving.com



The part numbering system for all Aurora Shelving Products describes the individual components or units in complete detail. This system will simplify your ordering and provide a visual check on the size of related parts. Following are general rules:

1. What do part numbers mean?

EXAMPLE:



- Remember: When using part numbers for shelving units, TWO uprights are included for starters and ONE upright for add-ons.**
- For each shelf that you order you must have two shelf supports.
- In the part number, the number of shelves includes the top shelf. To figure the number of openings subtract one from the number of shelves. Thus a 9 shelf unit has 8 openings.
- Sliding doors are available in 72" and 108" widths only—they will not fit on 36", 42", 48" wide units when standing by themselves.
- When ordering extra slotted shelves with file dividers, make certain that you also order a backstop for single access and a center stop for double access.
- Shelves for open shelf filing have a 3/4" profile and are available in either 18 or 22 gauge. Shelf supports for open shelf filing have a 3/4" profile and are available in 11 or 14 gauge.
- Standard Quik-Lok® shelves have a 3/4" profile and are available in 18 and 22 gauge. Heavy duty supports have a 1 1/4" profile and are available in 11 and 14 gauge.

MEDIA WEIGHT CHART

Architects, structural engineers and building officials will sometimes require you to supply floor loading weights for media. The following chart supplies you with that number. The crucial question is: How did we arrive at those numbers? In some states that number is established by code based on the volume of assumed openings (i.e. California, Title 24). For weight information, we have turned to BSA, Business Systems Association (formerly BSSMA). It is important to note your source of the material weights. The source should be independent of the parties concerned and preferably a nationwide trade association. Clearly BSA meets that criteria.

FLOOR LOADING WEIGHTS PER FILING INCH

Media	Weight Per Filing Inch	Form Size –H–	Form Size –D–
Letter Size	2.32 lbs.	9 1/2"	11 29/32"
Legal Size	2.95 lbs.	9 1/2"	15 1/32"
Books	3.10 lbs.	11 1/2"	8 3/4"
5"x3" Index Cards	.45 lbs.	4 1/2"	5 1/32"
6"x4" Index Cards	.72 lbs.	4 1/2"	6 1/16"
6"x2 3/4" Check	.80 lbs.	2 3/4"	6"
4 1/2"x8 3/4" Check	.55 lbs.	4 1/2"	8 3/4"
Tab Cards	.71 lbs.	4 1/2"	7 13/32"
6"x4" Microfiche	1.08 lbs.	4 1/2"	6 1/8"
Securities	5.11 lbs.	12"	18 1/8"
Binders	4.40 lbs.	12"	5 7/16"
Hanging Tape Reels	2.88 lbs.	10 7/8"	1"
X-Ray	7.25 lbs.	14 7/8"	17 3/4"

GLOSSARY

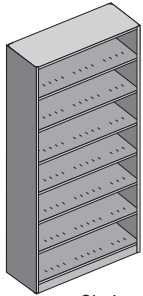
AT	Aisle Tie
B	Back
BL	Back Stop (Library)
CF	Center Stop Slotted
CL	Closed "L" Upright
CL	Center Stop (Library)
CLS	Center Stop Slotted (Library)
CP	Clothespin
CQ	Center Stop (Stand. Quik-Lok®)
CR	Can Racks-Cine Film
CT	Closed "T" Upright
CX	Center Stop Slotted (X-Ray)
DS	Double Slotted
DWR	Rollout Drawer
DWRL	Rollout Drawer w/Lock
F	Slotted Shelf
FD	File Divider
FHD	Full Height Divider
FHDDE	Full Height Divider (Double Entry)
L	Library Shelf
LF	Laminate Filler End Panels
LHT	Label Holder Open-Shelf
M	Mobile Ready
MD	Magazine Door
OL	Open "L" Upright
OT	Open "T" Upright
PF	Plastic Foot
PS	Post Shim
QB	Quik-Base™
QD	Quik-Door™
QR	Quik-Roll™
R	Reinforcement
RD	Retractable Door
RDL	Retractable Door w/Lock
RS	Reference Shelf
RT	Reinforcement Open-Shelf Filing
S	1 1/4" High Shelf Support
SB	Slotted Back Stop
SD	Sliding Door
T	Non-Slotted Shelf
TP	Punched Shelf
TQ	Standard Quik-Lok® Shelving
TS	3/4" High Shelf Support
TX	X-Ray Shelving
WL	"L" Upright (Library)
WLF	"L" Upright 40 1/4" H (Library)
WS	Wire Book Support
WT	"T" Upright (Library)
WT	Wall Tie
WTF	"T" Upright 40 1/4" H (Library)

OPEN SHELF FILING – 18 GAUGE - LETTER SIZE

1-800-277-1699
www.aurorashelving.com



Units Do Not Include Dividers, See Page 27 for Divider Information



Closed Starter Unit consists of:
Closed "L" Uprights, 18G. Slotted Shelves,
18G. Top Shelf, Shelf Supports,
Reinforcements (as noted), Back Stops or
Center Stops, Quik-Base.

STARTER UNITS

Shelves are spaced on 10 1/2" centers, providing 9 1/2" clearance.
Shelf supports are adjustable on 1 1/2" increments.

LETTER SIZE, 64 1/2"H: 7 SHELVES / 6 OPENINGS				
ITEM NUMBER	W	D	H	WT. PRICE
F12C7L30	30"x12"	x64 1/2"		89 lbs. \$226.70 ▲
F12C7L36	36"x12"	x64 1/2"		102 lbs. \$230.05 ▲
F12C7L42	42"x12"	x64 1/2"		128 lbs. \$279.40 ▲
F12C7L48	48"x12"	x64 1/2"		143 lbs. \$311.70 ▲
• F24C7L30	30"x24"	x64 1/2"		138 lbs. \$334.30 ▲
• F24C7L36	36"x24"	x64 1/2"		157 lbs. \$340.15 ▲
• F24C7L42	42"x24"	x64 1/2"		195 lbs. \$425.35 ▲
• F24C7L48	48"x24"	x64 1/2"		216 lbs. \$457.25 ▲

LETTER SIZE, 76 1/2"H: 8 SHELVES / 7 OPENINGS				
F12C8L30	30"x12"	x76 1/2"		105 lbs. \$260.40
F12C8L36	36"x12"	x76 1/2"		120 lbs. \$264.10
F12C8L42	42"x12"	x76 1/2"		151 lbs. \$322.60
F12C8L48	48"x12"	x76 1/2"		169 lbs. \$360.30
• F24C8L30	30"x24"	x76 1/2"		163 lbs. \$392.20
• F24C8L36	36"x24"	x76 1/2"		185 lbs. \$399.45
• F24C8L42	42"x24"	x76 1/2"		230 lbs. \$498.40
• F24C8L48	48"x24"	x76 1/2"		255 lbs. \$535.90

Includes 2 1/4" Quik-Base.

LETTER SIZE, 88 1/2"H: 9 SHELVES / 8 OPENINGS				
F12C9L30	30"x12"	x88 1/2"		120 lbs. \$291.20
F12C9L36	36"x12"	x88 1/2"		138 lbs. \$295.15
F12C9L42	42"x12"	x88 1/2"		173 lbs. \$361.15
F12C9L48	48"x12"	x88 1/2"		193 lbs. \$403.85
• F24C9L30	30"x24"	x88 1/2"		187 lbs. \$444.95
• F24C9L36	36"x24"	x88 1/2"		212 lbs. \$453.00
• F24C9L42	42"x24"	x88 1/2"		264 lbs. \$564.85
• F24C9L48	48"x24"	x88 1/2"		292 lbs. \$607.35

Includes 4 1/4" Quik-Base.

LETTER SIZE, 97 1/2"H: 10 SHELVES / 9 OPENINGS				
F12C10L30	30"x12"	x97 1/2"		132 lbs. \$333.20
F12C10L36	36"x12"	x97 1/2"		151 lbs. \$337.70
F12C10L42	42"x12"	x97 1/2"		190 lbs. \$411.00
F12C10L48	48"x12"	x97 1/2"		212 lbs. \$458.30
• F24C10L30	30"x24"	x97 1/2"		204 lbs. \$488.80
• F24C10L36	36"x24"	x97 1/2"		232 lbs. \$498.25
• F24C10L42	42"x24"	x97 1/2"		289 lbs. \$622.60
• F24C10L48	48"x24"	x97 1/2"		319 lbs. \$669.30

Includes 2 3/4" Quik-Base.

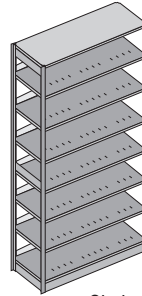
Shelves are spaced on 12" centers, providing 11 1/2" clearance.
Shelf supports are adjustable on 1 1/2" increments.

LETTER SIZE, 76 1/2"H: 7 SHELVES / 6 OPENINGS				
F12C7L30-76	30"x12"	x76 1/2"		95 lbs. \$236.90
F12C7L36-76	36"x12"	x76 1/2"		109 lbs. \$240.20
F12C7L42-76	42"x12"	x76 1/2"		136 lbs. \$291.30
F12C7L48-76	48"x12"	x76 1/2"		151 lbs. \$324.20
• F24C7L30-76	30"x24"	x76 1/2"		148 lbs. \$356.35
• F24C7L36-76	36"x24"	x76 1/2"		167 lbs. \$362.50
• F24C7L42-76	42"x24"	x76 1/2"		207 lbs. \$448.75
• F24C7L48-76	48"x24"	x76 1/2"		228 lbs. \$481.65

Includes 2 3/4" Quik-Base.

LETTER SIZE, 88 1/2"H: 8 SHELVES / 7 OPENINGS				
F12C8L30-88	30"x12"	x88 1/2"		111 lbs. \$267.70
F12C8L36-88	36"x12"	x88 1/2"		126 lbs. \$271.25
F12C8L42-88	42"x12"	x88 1/2"		158 lbs. \$329.85
F12C8L48-88	48"x12"	x88 1/2"		175 lbs. \$367.75
• F24C8L30-88	30"x24"	x88 1/2"		172 lbs. \$409.10
• F24C8L36-88	36"x24"	x88 1/2"		195 lbs. \$416.05
• F24C8L42-88	42"x24"	x88 1/2"		240 lbs. \$515.20
• F24C8L48-88	48"x24"	x88 1/2"		266 lbs. \$553.10

Includes 4 1/4" Quik-Base.



Open Add-on Unit consists of:
Open "T" Upright, 18G. Slotted Shelves,
18G. Top Shelf, Shelf Supports,
Reinforcements (as noted), Back Stops or
Center Stops, Quik-Base.

ADD-ON UNITS

Shelves are spaced on 10 1/2" centers, providing 9 1/2" clearance.
Shelf supports are adjustable on 1 1/2" increments.

LETTER SIZE, 64 1/2"H: 7 SHELVES / 6 OPENINGS				
ITEM NUMBER	W	D	H	WT. PRICE
F1207T30	30"x12"	x64 1/2"		77 lbs. \$195.65 ▲
F1207T36	36"x12"	x64 1/2"		89 lbs. \$199.00 ▲
F1207T42	42"x12"	x64 1/2"		115 lbs. \$248.35 ▲
F1207T48	48"x12"	x64 1/2"		130 lbs. \$280.65 ▲
• F2407T30	30"x24"	x64 1/2"		116 lbs. \$286.10 ▲
• F2407T36	36"x24"	x64 1/2"		135 lbs. \$291.95 ▲
• F2407T42	42"x24"	x64 1/2"		174 lbs. \$377.15 ▲
• F2407T48	48"x24"	x64 1/2"		194 lbs. \$409.05 ▲

LETTER SIZE, 76 1/2"H: 8 SHELVES / 7 OPENINGS				
F1208T30	30"x12"	x76 1/2"		90 lbs. \$221.30
F1208T36	36"x12"	x76 1/2"		105 lbs. \$225.00
F1208T42	42"x12"	x76 1/2"		136 lbs. \$283.50
F1208T48	48"x12"	x76 1/2"		153 lbs. \$321.20
• F2408T30	30"x24"	x76 1/2"		136 lbs. \$327.25
• F2408T36	36"x24"	x76 1/2"		159 lbs. \$334.50
• F2408T42	42"x24"	x76 1/2"		204 lbs. \$433.45
• F2408T48	48"x24"	x76 1/2"		229 lbs. \$470.95

Includes 2 1/4" Quik-Base.

LETTER SIZE, 88 1/2"H: 9 SHELVES / 8 OPENINGS				
F1209T30	30"x12"	x88 1/2"		102 lbs. \$250.00
F1209T36	36"x12"	x88 1/2"		120 lbs. \$253.95
F1209T42	42"x12"	x88 1/2"		155 lbs. \$319.95
F1209T48	48"x12"	x88 1/2"		175 lbs. \$362.65
• F2409T30	30"x24"	x88 1/2"		156 lbs. \$366.25
• F2409T36	36"x24"	x88 1/2"		182 lbs. \$374.30
• F2409T42	42"x24"	x88 1/2"		233 lbs. \$486.15
• F2409T48	48"x24"	x88 1/2"		262 lbs. \$528.65

Includes 4 1/4" Quik-Base.

LETTER SIZE, 97 1/2"H: 10 SHELVES / 9 OPENINGS				
F12010T30	30"x12"	x97 1/2"		112 lbs. \$276.20
F12010T36	36"x12"	x97 1/2"		131 lbs. \$280.70
F12010T42	42"x12"	x97 1/2"		170 lbs. \$354.00
F12010T48	48"x12"	x97 1/2"		192 lbs. \$401.30
• F24010T30	30"x24"	x97 1/2"		170 lbs. \$407.10
• F24010T36	36"x24"	x97 1/2"		199 lbs. \$416.55
• F24010T42	42"x24"	x97 1/2"		255 lbs. \$540.90
• F24010T48	48"x24"	x97 1/2"		286 lbs. \$587.60

Includes 2 3/4" Quik-Base.

Shelves are spaced on 12" centers, providing 11 1/2" clearance.
Shelf supports are adjustable on 1 1/2" increments.

LETTER SIZE, 76 1/2"H: 7 SHELVES / 6 OPENINGS				
F1207T30-76	30"x12"	x76 1/2"		80 lbs. \$197.80
F1207T36-76	36"x12"	x76 1/2"		93 lbs. \$201.10
F1207T42-76	42"x12"	x76 1/2"		120 lbs. \$252.20
F1207T48-76	48"x12"	x76 1/2"		136 lbs. \$285.10
• F2407T30-76	30"x24"	x76 1/2"		121 lbs. \$291.40
• F2407T36-76	36"x24"	x76 1/2"		141 lbs. \$297.55
• F2407T42-76	42"x24"	x76 1/2"		180 lbs. \$383.80
• F2407T48-76	48"x24"	x76 1/2"		202 lbs. \$416.70

Includes 2 3/4" Quik-Base.

LETTER SIZE, 88 1/2"H: 8 SHELVES / 7 OPENINGS				
F1208T30-88	30"x12"	x88 1/2"		93 lbs. \$226.50
F1208T36-88	36"x12"	x88 1/2"		108 lbs. \$230.05
F1208T42-88	42"x12"	x88 1/2"		140 lbs. \$288.65
F1208T48-88	48"x12"	x88 1/2"		157 lbs. \$326.55
• F2408T30-88	30"x24"	x88 1/2"		141 lbs. \$330.40
• F2408T36-88	36"x24"	x88 1/2"		164 lbs. \$337.35
• F2408T42-88	42"x24"	x88 1/2"		210 lbs. \$436.50
• F2408T48-88	48"x24"	x88 1/2"		235 lbs. \$474.40

Includes 4 1/4" Quik-Base.

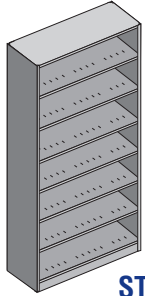
• Price includes 1 reinforcement per shelf, except top shelf.

• Price includes 2 reinforcements per shelf, except top shelf.

OPEN SHELF FILING – MOBILE READY 18 GAUGE - LETTER SIZE



Units Do Not Include Dividers, See Page 27 for Divider Information



Closed Starter Unit consists of:
Closed "L" Uprights, 18G. Slotted Shelves,
18G. Top Shelf, Reinforcements (as noted),
Back Stops or Center Stops, Shelf
Supports, Single Rivet Bottom Shelf
Supports.

STARTER UNITS – ▲ MOBILE READY

Shelves are spaced on 10 1/2" centers, providing 9 1/4" clearance.
Shelf supports are adjustable on 1/2" increments.

LETTER SIZE, 76 1/4"H: 8 SHELVES / 7 OPENINGS

ITEM NUMBER	W	D	H	WT.	PRICE	
F12C8L24-M	24"x12"x76 1/4"			75 lbs.	\$259.90	▲
F12C8L30-M	30"x12"x76 1/4"			103 lbs.	\$259.90	▲
F12C8L36-M	36"x12"x76 1/4"			118 lbs.	\$263.65	▲
F12C8L42-M	42"x12"x76 1/4"			148 lbs.	\$320.40	▲
F12C8L48-M	48"x12"x76 1/4"			165 lbs.	\$357.50	▲
• F24C8L30-M	30"x24"x76 1/4"			160 lbs.	\$391.85	▲
• F24C8L36-M	36"x24"x76 1/4"			181 lbs.	\$396.80	▲
•• F24C8L42-M	42"x24"x76 1/4"			225 lbs.	\$494.70	▲
•• F24C8L48-M	48"x24"x76 1/4"			249 lbs.	\$531.20	▲

LETTER SIZE, 85 1/4"H: 9 SHELVES / 8 OPENINGS

F12C9L30-85	30"x12"x85 1/4"	116 lbs.	\$292.90	▲
F12C9L36-85	36"x12"x85 1/4"	133 lbs.	\$297.05	▲
F12C9L42-85	42"x12"x85 1/4"	166 lbs.	\$361.20	▲
F12C9L48-85	48"x12"x85 1/4"	186 lbs.	\$403.10	▲
• F24C9L30-85	30"x24"x85 1/4"	179 lbs.	\$427.30	▲
• F24C9L36-85	36"x24"x85 1/4"	203 lbs.	\$435.35	▲
•• F24C9L42-85	42"x24"x85 1/4"	254 lbs.	\$545.95	▲
•• F24C9L48-85	48"x24"x85 1/4"	281 lbs.	\$587.05	▲

LETTER SIZE, 88 1/4"H: 9 SHELVES / 8 OPENINGS

F12C9L24-M	24"x12"x88 1/4"	85 lbs.	\$289.40	▲
F12C9L30-M	30"x12"x88 1/4"	117 lbs.	\$289.40	▲
F12C9L36-M	36"x12"x88 1/4"	134 lbs.	\$293.55	▲
F12C9L42-M	42"x12"x88 1/4"	168 lbs.	\$357.70	▲
F12C9L48-M	48"x12"x88 1/4"	187 lbs.	\$399.60	▲
• F24C9L30-M	30"x24"x88 1/4"	181 lbs.	\$440.00	▲
• F24C9L36-M	36"x24"x88 1/4"	205 lbs.	\$448.05	▲
•• F24C9L42-M	42"x24"x88 1/4"	255 lbs.	\$558.65	▲
•• F24C9L48-M	48"x24"x88 1/4"	282 lbs.	\$599.75	▲

Shelves are spaced on 12" centers, providing 11 1/4" clearance.
Shelf supports are adjustable on 1/2" increments.

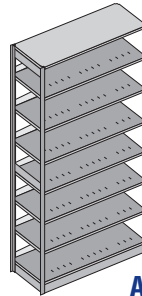
LETTER SIZE, 76 1/4"H: 7 SHELVES / 6 OPENINGS

F12C7L30-76M	30"x12"x76 1/4"	94 lbs.	\$236.40	▲
F12C7L36-76M	36"x12"x76 1/4"	107 lbs.	\$239.75	▲
F12C7L42-76M	42"x12"x76 1/4"	132 lbs.	\$289.10	▲
F12C7L48-76M	48"x12"x76 1/4"	147 lbs.	\$321.40	▲
• F24C7L30-76M	30"x24"x76 1/4"	144 lbs.	\$354.00	▲
• F24C7L36-76M	36"x24"x76 1/4"	163 lbs.	\$359.85	▲
•• F24C7L42-76M	42"x24"x76 1/4"	202 lbs.	\$445.05	▲
•• F24C7L48-76M	48"x24"x76 1/4"	222 lbs.	\$476.95	▲

LETTER SIZE, 88 1/4"H: 8 SHELVES / 7 OPENINGS

F12C8L30-88M	30"x12"x88 1/4"	108 lbs.	\$265.90	▲
F12C8L36-88M	36"x12"x88 1/4"	122 lbs.	\$269.65	▲
F12C8L42-88M	42"x12"x88 1/4"	152 lbs.	\$326.40	▲
F12C8L48-88M	48"x12"x88 1/4"	169 lbs.	\$363.50	▲
• F24C8L30-88M	30"x24"x88 1/4"	166 lbs.	\$404.15	▲
• F24C8L36-88M	36"x24"x88 1/4"	187 lbs.	\$411.10	▲
•• F24C8L42-88M	42"x24"x88 1/4"	232 lbs.	\$509.00	▲
•• F24C8L48-88M	48"x24"x88 1/4"	256 lbs.	\$545.50	▲

• Price includes 1 reinforcement per shelf, except top shelf.



Open Add-on Unit consists of:
Open "T" Upright, 18G. Slotted Shelves,
18G. Top Shelf, Reinforcements (as noted),
Back Stops or Center Stops, Shelf
Supports, Single Rivet Bottom Shelf
Supports.

ADD-ON UNITS – ▲ MOBILE READY

Shelves are spaced on 10 1/2" centers, providing 9 1/4" clearance.
Shelf supports are adjustable on 1/2" increments.

LETTER SIZE, 76 1/4"H: 8 SHELVES / 7 OPENINGS

F12O8T24-M	24"x12"x76 1/4"	66 lbs.	\$220.80	▲
F12O8T30-M	30"x12"x76 1/4"	88 lbs.	\$220.80	▲
F12O8T36-M	36"x12"x76 1/4"	103 lbs.	\$224.55	▲
F12O8T42-M	42"x12"x76 1/4"	132 lbs.	\$281.30	▲
F12O8T48-M	48"x12"x76 1/4"	149 lbs.	\$318.40	▲
• F24O8T30-M	30"x24"x76 1/4"	133 lbs.	\$324.90	▲
• F24O8T36-M	36"x24"x76 1/4"	155 lbs.	\$331.85	▲
•• F24O8T42-M	42"x24"x76 1/4"	199 lbs.	\$429.75	▲
•• F24O8T48-M	48"x24"x76 1/4"	223 lbs.	\$466.25	▲

LETTER SIZE, 85 1/4"H: 9 SHELVES / 8 OPENINGS

F12O9T30-85	30"x12"x85 1/4"	99 lbs.	\$244.85	▲
F12O9T36-85	36"x12"x85 1/4"	115 lbs.	\$249.00	▲
F12O9T42-85	42"x12"x85 1/4"	149 lbs.	\$313.15	▲
F12O9T48-85	48"x12"x85 1/4"	168 lbs.	\$355.05	▲
• F24O9T30-85	30"x24"x85 1/4"	149 lbs.	\$363.05	▲
• F24O9T36-85	36"x24"x85 1/4"	174 lbs.	\$371.10	▲
•• F24O9T42-85	42"x24"x85 1/4"	224 lbs.	\$481.70	▲
•• F24O9T48-85	48"x24"x85 1/4"	251 lbs.	\$522.80	▲

LETTER SIZE, 88 1/4"H: 9 SHELVES / 8 OPENINGS

F12O9T24-M	24"x12"x88 1/4"	75 lbs.	\$248.20	▲
F12O9T30-M	30"x12"x88 1/4"	99 lbs.	\$248.20	▲
F12O9T36-M	36"x12"x88 1/4"	116 lbs.	\$252.35	▲
F12O9T42-M	42"x12"x88 1/4"	150 lbs.	\$316.50	▲
F12O9T48-M	48"x12"x88 1/4"	169 lbs.	\$358.40	▲
• F24O9T30-M	30"x24"x88 1/4"	152 lbs.	\$367.90	▲
• F24O9T36-M	36"x24"x88 1/4"	174 lbs.	\$369.35	▲
•• F24O9T42-M	42"x24"x88 1/4"	225 lbs.	\$479.95	▲
•• F24O9T48-M	48"x24"x88 1/4"	251 lbs.	\$521.05	▲

Shelves are spaced on 12" centers, providing 11 1/4" clearance.
Shelf supports are adjustable on 1/2" increments.

LETTER SIZE, 76 1/4"H: 7 SHELVES / 6 OPENINGS

F12O7T30-76M	30"x12"x76 1/4"	78 lbs.	\$197.30	▲
F12O7T36-76M	36"x12"x76 1/4"	91 lbs.	\$200.65	▲
F12O7T42-76M	42"x12"x76 1/4"	117 lbs.	\$250.00	▲
F12O7T48-76M	48"x12"x76 1/4"	132 lbs.	\$282.30	▲
• F24O7T30-76M	30"x24"x76 1/4"	118 lbs.	\$289.05	▲
• F24O7T36-76M	36"x24"x76 1/4"	137 lbs.	\$294.90	▲
•• F24O7T42-76M	42"x24"x76 1/4"	175 lbs.	\$380.10	▲
•• F24O7T48-76M	48"x24"x76 1/4"	196 lbs.	\$412.00	▲

LETTER SIZE, 88 1/4"H: 8 SHELVES / 7 OPENINGS

F12O8T30-88M	30"x12"x88 1/4"	90 lbs.	\$224.70	▲
F12O8T36-88M	36"x12"x88 1/4"	104 lbs.	\$228.45	▲
F12O8T42-88M	42"x12"x88 1/4"	134 lbs.	\$285.20	▲
F12O8T48-88M	48"x12"x88 1/4"	151 lbs.	\$322.30	▲
• F24O8T30-88M	30"x24"x88 1/4"	135 lbs.	\$325.45	▲
• F24O8T36-88M	36"x24"x88 1/4"	156 lbs.	\$332.40	▲
•• F24O8T42-88M	42"x24"x88 1/4"	201 lbs.	\$430.30	▲
•• F24O8T48-88M	48"x24"x88 1/4"	225 lbs.	\$466.80	▲

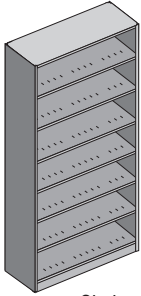
▲ **MOBILE READY:** Single rivet bottom shelf supports replace Quik-Base and standard supports, making attachment to mobile carriages easy, quick and secure. Holes are pre-drilled into the supports to simplify the installation process.

OPEN SHELF FILING – 18 GAUGE - LEGAL SIZE

1-800-277-1699
www.aurorashelving.com



Units Do Not Include Dividers, See Page 27 for Divider Information



Closed Starter Unit consists of:
Closed "L" Uprights, 18G. Slotted Shelves,
18G. Top Shelf, Shelf Supports,
Reinforcements (as noted), Back Stops or
Center Stops, Quik-Base.

STARTER UNITS

Shelves are spaced on 10 1/2" centers, providing 9 1/2" clearance.
Shelf supports are adjustable on 1/2" increments.

LEGAL SIZE, 64 1/2"H: 7 SHELVES / 6 OPENINGS				
ITEM NUMBER	W	D	H	WT. PRICE
F15C7L30	30"x15"	64 1/2"		101 lbs. \$262.25 ▲
F15C7L36	36"x15"	64 1/2"		115 lbs. \$263.65 ▲
F15C7L42	42"x15"	64 1/2"		143 lbs. \$320.80 ▲
F15C7L48	48"x15"	64 1/2"		159 lbs. \$356.10 ▲
•• F30C7L30	30"x30"	64 1/2"		171 lbs. \$422.90 ▲
•• F30C7L36	36"x30"	64 1/2"		193 lbs. \$445.15 ▲
•• F30C7L42	42"x30"	64 1/2"		228 lbs. \$502.95 ▲
•• F30C7L48	48"x30"	64 1/2"		253 lbs. \$539.35 ▲

LEGAL SIZE, 76 1/2"H: 8 SHELVES / 7 OPENINGS				
F15C8L30	30"x15"	76 1/2"		118 lbs. \$291.80
F15C8L36	36"x15"	76 1/2"		135 lbs. \$293.25
F15C8L42	42"x15"	76 1/2"		168 lbs. \$360.75
F15C8L48	48"x15"	76 1/2"		188 lbs. \$401.75
•• F30C8L30	30"x30"	76 1/2"		201 lbs. \$488.25
•• F30C8L36	36"x30"	76 1/2"		227 lbs. \$513.90
•• F30C8L42	42"x30"	76 1/2"		268 lbs. \$582.45
•• F30C8L48	48"x30"	76 1/2"		297 lbs. \$625.20
<i>Includes 2 1/4" Quik-Base.</i>				

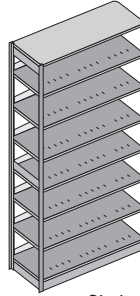
LEGAL SIZE, 88 1/2"H: 9 SHELVES / 8 OPENINGS				
F15C9L30	30"x15"	88 1/2"		135 lbs. \$330.25
F15C9L36	36"x15"	88 1/2"		155 lbs. \$331.65
F15C9L42	42"x15"	88 1/2"		192 lbs. \$407.85
F15C9L48	48"x15"	88 1/2"		214 lbs. \$454.15
•• F30C9L30	30"x30"	88 1/2"		230 lbs. \$553.30
•• F30C9L36	36"x30"	88 1/2"		260 lbs. \$581.75
•• F30C9L42	42"x30"	88 1/2"		307 lbs. \$659.15
•• F30C9L48	48"x30"	88 1/2"		340 lbs. \$707.65
<i>Includes 4 1/4" Quik-Base.</i>				

LEGAL SIZE, 97 1/2"H: 10 SHELVES / 9 OPENINGS				
F15C10L30	30"x15"	97 1/2"		148 lbs. \$370.80
F15C10L36	36"x15"	97 1/2"		170 lbs. \$372.45
F15C10L42	42"x15"	97 1/2"		211 lbs. \$457.15
F15C10L48	48"x15"	97 1/2"		236 lbs. \$508.35
•• F30C10L30	30"x30"	97 1/2"		252 lbs. \$593.35
•• F30C10L36	36"x30"	97 1/2"		285 lbs. \$625.20
•• F30C10L42	42"x30"	97 1/2"		337 lbs. \$711.05
•• F30C10L48	48"x30"	97 1/2"		372 lbs. \$764.50
<i>Includes 2 3/4" Quik-Base.</i>				

Shelves are spaced on 12" centers, providing 11 1/2" clearance.
Shelf supports are adjustable on 1/2" increments.

LEGAL SIZE, 76 1/2"H: 7 SHELVES / 6 OPENINGS				
F15C7L30-76	30"x15"	76 1/2"		107 lbs. \$264.85
F15C7L36-76	36"x15"	76 1/2"		122 lbs. \$266.20
F15C7L42-76	42"x15"	76 1/2"		151 lbs. \$325.10
F15C7L48-76	48"x15"	76 1/2"		168 lbs. \$361.00
•• F30C7L30-76	30"x30"	76 1/2"		181 lbs. \$442.10
•• F30C7L36-76	36"x30"	76 1/2"		205 lbs. \$464.65
•• F30C7L42-76	42"x30"	76 1/2"		241 lbs. \$524.55
•• F30C7L48-76	48"x30"	76 1/2"		266 lbs. \$561.95
<i>Includes 2 3/4" Quik-Base.</i>				

LEGAL SIZE, 88 1/2"H: 8 SHELVES / 7 OPENINGS				
F15C8L30-88	30"x15"	88 1/2"		124 lbs. \$303.30
F15C8L36-88	36"x15"	88 1/2"		142 lbs. \$304.60
F15C8L42-88	42"x15"	88 1/2"		175 lbs. \$372.20
F15C8L48-88	48"x15"	88 1/2"		195 lbs. \$413.40
•• F30C8L30-88	30"x30"	88 1/2"		210 lbs. \$507.15
•• F30C8L36-88	36"x30"	88 1/2"		238 lbs. \$532.50
•• F30C8L42-88	42"x30"	88 1/2"		279 lbs. \$601.25
•• F30C8L48-88	48"x30"	88 1/2"		309 lbs. \$644.40
<i>Includes 4 1/4" Quik-Base.</i>				



Open Add-on Unit consists of:
Open "T" Upright, 18G. Slotted Shelves,
18G. Top Shelf, Shelf Supports,
Reinforcements (as noted), Back Stops or
Center Stops, Quik-Base.

ADD-ON UNITS

Shelves are spaced on 10 1/2" centers, providing 9 1/2" clearance.
Shelf supports are adjustable on 1/2" increments.

LEGAL SIZE, 64 1/2"H: 7 SHELVES / 6 OPENINGS				
ITEM NUMBER	W	D	H	WT. PRICE
F1507T30	30"x15"	64 1/2"		86 lbs. \$220.05 ▲
F1507T36	36"x15"	64 1/2"		100 lbs. \$221.45 ▲
F1507T42	42"x15"	64 1/2"		128 lbs. \$278.60 ▲
F1507T48	48"x15"	64 1/2"		144 lbs. \$313.90 ▲
•• F3007T30	30"x30"	64 1/2"		145 lbs. \$359.65 ▲
•• F3007T36	36"x30"	64 1/2"		167 lbs. \$381.90 ▲
•• F3007T42	42"x30"	64 1/2"		202 lbs. \$439.70 ▲
•• F3007T48	48"x30"	64 1/2"		227 lbs. \$476.10 ▲

LEGAL SIZE, 76 1/2"H: 8 SHELVES / 7 OPENINGS				
F1508T30	30"x15"	76 1/2"		100 lbs. \$249.70
F1508T36	36"x15"	76 1/2"		117 lbs. \$251.15
F1508T42	42"x15"	76 1/2"		150 lbs. \$318.65
F1508T48	48"x15"	76 1/2"		170 lbs. \$359.65
•• F3008T30	30"x30"	76 1/2"		169 lbs. \$406.55
•• F3008T36	36"x30"	76 1/2"		195 lbs. \$432.20
•• F3008T42	42"x30"	76 1/2"		237 lbs. \$500.75
•• F3008T48	48"x30"	76 1/2"		265 lbs. \$543.50
<i>Includes 2 3/4" Quik-Base.</i>				

LEGAL SIZE, 88 1/2"H: 9 SHELVES / 8 OPENINGS				
F1509T30	30"x15"	88 1/2"		114 lbs. \$281.75
F1509T36	36"x15"	88 1/2"		133 lbs. \$283.15
F1509T42	42"x15"	88 1/2"		171 lbs. \$359.35
F1509T48	48"x15"	88 1/2"		193 lbs. \$405.65
•• F3009T30	30"x30"	88 1/2"		194 lbs. \$457.90
•• F3009T36	36"x30"	88 1/2"		224 lbs. \$486.35
•• F3009T42	42"x30"	88 1/2"		271 lbs. \$563.75
•• F3009T48	48"x30"	88 1/2"		304 lbs. \$612.25
<i>Includes 4 1/4" Quik-Base.</i>				

LEGAL SIZE, 97 1/2"H: 10 SHELVES / 9 OPENINGS				
F15010T30	30"x15"	97 1/2"		125 lbs. \$313.20
F15010T36	36"x15"	97 1/2"		147 lbs. \$314.85
F15010T42	42"x15"	97 1/2"		188 lbs. \$399.55
F15010T48	48"x15"	97 1/2"		213 lbs. \$450.75
•• F30010T30	30"x30"	97 1/2"		212 lbs. \$508.00
•• F30010T36	36"x30"	97 1/2"		245 lbs. \$539.85
•• F30010T42	42"x30"	97 1/2"		297 lbs. \$625.70
•• F30010T48	48"x30"	97 1/2"		332 lbs. \$679.15
<i>Includes 2 3/4" Quik-Base.</i>				

Shelves are spaced on 12" centers, providing 11 1/2" clearance.
Shelf supports are adjustable on 1/2" increments.

LEGAL SIZE, 76 1/2"H: 7 SHELVES / 6 OPENINGS				
F1507T30-76	30"x15"	76 1/2"		89 lbs. \$222.75
F1507T36-76	36"x15"	76 1/2"		104 lbs. \$224.10
F1507T42-76	42"x15"	76 1/2"		133 lbs. \$283.00
F1507T48-76	48"x15"	76 1/2"		150 lbs. \$318.90
•• F3007T30-76	30"x30"	76 1/2"		150 lbs. \$360.40
•• F3007T36-76	36"x30"	76 1/2"		173 lbs. \$382.95
•• F3007T42-76	42"x30"	76 1/2"		209 lbs. \$442.85
•• F3007T48-76	48"x30"	76 1/2"		234 lbs. \$480.25
<i>Includes 2 3/4" Quik-Base.</i>				

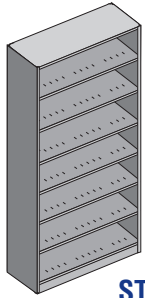
LEGAL SIZE, 88 1/2"H: 8 SHELVES / 7 OPENINGS				
F1508T30-88	30"x15"	88 1/2"		103 lbs. \$254.80
F1508T36-88	36"x15"	88 1/2"		120 lbs. \$256.10
F1508T42-88	42"x15"	88 1/2"		154 lbs. \$323.70
F1508T48-88	48"x15"	88 1/2"		174 lbs. \$364.90
•• F3008T30-88	30"x30"	88 1/2"		174 lbs. \$411.75
•• F3008T36-88	36"x30"	88 1/2"		202 lbs. \$437.10
•• F3008T42-88	42"x30"	88 1/2"		243 lbs. \$505.85
•• F3008T48-88	48"x30"	88 1/2"		273 lbs. \$549.00
<i>Includes 4 1/4" Quik-Base.</i>				

•• Price includes 2 reinforcements per shelf, except top shelf.

OPEN SHELF FILING – MOBILE READY 18 GAUGE - LEGAL SIZE



Units Do Not Include Dividers, See Page 27 for Divider Information



Closed Starter Unit consists of:
Closed "L" Uprights, 18G. Slotted Shelves,
18G. Top Shelf, Reinforcements (as noted),
Back Stops or Center Stops, Shelf
Supports, Single Rivet Bottom Shelf
Supports.

STARTER UNITS – ▲ MOBILE READY

Shelves are spaced on 10 1/2" centers, providing 9 1/4" clearance.
Shelf supports are adjustable on 1/2" increments.

LEGAL SIZE, 76 1/4"H: 8 SHELVES / 7 OPENINGS

ITEM NUMBER	W	D	H	WT.	PRICE
F15C8L30-M	30"x15"	x76 1/4"		116 lbs.	\$291.30 ▲
F15C8L36-M	36"x15"	x76 1/4"		133 lbs.	\$292.80 ▲
F15C8L42-M	42"x15"	x76 1/4"		165 lbs.	\$358.55 ▲
F15C8L48-M	48"x15"	x76 1/4"		184 lbs.	\$398.95 ▲
•• F30C8L30-M	30"x30"	x76 1/4"		197 lbs.	\$487.15 ▲
•• F30C8L36-M	36"x30"	x76 1/4"		223 lbs.	\$512.50 ▲
•• F30C8L42-M	42"x30"	x76 1/4"		264 lbs.	\$578.95 ▲
•• F30C8L48-M	48"x30"	x76 1/4"		291 lbs.	\$620.70 ▲

LEGAL SIZE, 85 1/4"H: 9 SHELVES / 8 OPENINGS

F15C9L30-85	30"x15"	x85 1/4"		131 lbs.	\$330.65 ▲
F15C9L36-85	36"x15"	x85 1/4"		150 lbs.	\$332.25 ▲
F15C9L42-85	42"x15"	x85 1/4"		186 lbs.	\$406.60 ▲
F15C9L48-85	48"x15"	x85 1/4"		207 lbs.	\$452.10 ▲
•• F30C9L30-85	30"x30"	x85 1/4"		222 lbs.	\$531.60 ▲
•• F30C9L36-85	36"x30"	x85 1/4"		251 lbs.	\$560.05 ▲
•• F30C9L42-85	42"x30"	x85 1/4"		297 lbs.	\$635.15 ▲
•• F30C9L48-85	48"x30"	x85 1/4"		328 lbs.	\$682.25 ▲

LEGAL SIZE, 88 1/4"H: 9 SHELVES / 8 OPENINGS

F15C9L30-M	30"x15"	x88 1/4"		132 lbs.	\$328.45 ▲
F15C9L36-M	36"x15"	x88 1/4"		151 lbs.	\$330.05 ▲
F15C9L42-M	42"x15"	x88 1/4"		187 lbs.	\$404.40 ▲
F15C9L48-M	48"x15"	x88 1/4"		208 lbs.	\$449.90 ▲
•• F30C9L30-M	30"x30"	x88 1/4"		224 lbs.	\$549.60 ▲
•• F30C9L36-M	36"x30"	x88 1/4"		253 lbs.	\$578.05 ▲
•• F30C9L42-M	42"x30"	x88 1/4"		299 lbs.	\$653.15 ▲
•• F30C9L48-M	48"x30"	x88 1/4"		330 lbs.	\$700.25 ▲

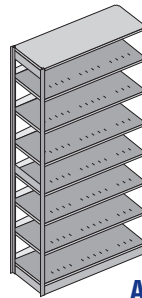
Shelves are spaced on 12" centers, providing 11 1/2" clearance.
Shelf supports are adjustable on 1/2" increments.

LEGAL SIZE, 76 1/4"H: 7 SHELVES / 6 OPENINGS

F15C7L30-76M	30"x15"	x76 1/4"		106 lbs.	\$264.35 ▲
F15C7L36-76M	36"x15"	x76 1/4"		120 lbs.	\$265.75 ▲
F15C7L42-76M	42"x15"	x76 1/4"		148 lbs.	\$322.90 ▲
F15C7L48-76M	48"x15"	x76 1/4"		164 lbs.	\$358.20 ▲
•• F30C7L30-76M	30"x30"	x76 1/4"		178 lbs.	\$441.00 ▲
•• F30C7L36-76M	36"x30"	x76 1/4"		201 lbs.	\$463.25 ▲
•• F30C7L42-76M	42"x30"	x76 1/4"		236 lbs.	\$521.05 ▲
•• F30C7L48-76M	48"x30"	x76 1/4"		260 lbs.	\$557.45 ▲

LEGAL SIZE, 88 1/4"H: 8 SHELVES / 7 OPENINGS

F15C8L30-88M	30"x15"	x88 1/4"		121 lbs.	\$301.50 ▲
F15C8L36-88M	36"x15"	x88 1/4"		138 lbs.	\$303.00 ▲
F15C8L42-88M	42"x15"	x88 1/4"		170 lbs.	\$368.75 ▲
F15C8L48-88M	48"x15"	x88 1/4"		189 lbs.	\$409.15 ▲
•• F30C8L30-88M	30"x30"	x88 1/4"		205 lbs.	\$503.45 ▲
•• F30C8L36-88M	36"x30"	x88 1/4"		230 lbs.	\$528.80 ▲
•• F30C8L42-88M	42"x30"	x88 1/4"		271 lbs.	\$595.25 ▲
•• F30C8L48-88M	48"x30"	x88 1/4"		299 lbs.	\$637.00 ▲



Open Add-on Unit consists of:
Open "T" Upright, 18G. Slotted Shelves,
18G. Top Shelf, Reinforcements (as noted),
Back Stops or Center Stops, Shelf
Supports, Single Rivet Bottom Shelf
Supports.

ADD-ON UNITS – ▲ MOBILE READY

Shelves are spaced on 10 1/2" centers, providing 9 1/4" clearance.
Shelf supports are adjustable on 1/2" increments.

LEGAL SIZE, 76 1/4"H: 8 SHELVES / 7 OPENINGS

F1508T30-M	30"x15"	x76 1/4"		98 lbs.	\$249.20 ▲
F1508T36-M	36"x15"	x76 1/4"		115 lbs.	\$250.70 ▲
F1508T42-M	42"x15"	x76 1/4"		147 lbs.	\$316.45 ▲
F1508T48-M	48"x15"	x76 1/4"		166 lbs.	\$356.85 ▲
•• F3008T30-M	30"x30"	x76 1/4"		166 lbs.	\$405.45 ▲
•• F3008T36-M	36"x30"	x76 1/4"		191 lbs.	\$430.80 ▲
•• F3008T42-M	42"x30"	x76 1/4"		232 lbs.	\$497.25 ▲
•• F3008T48-M	48"x30"	x76 1/4"		260 lbs.	\$539.00 ▲

LEGAL SIZE, 85 1/4"H: 9 SHELVES / 8 OPENINGS

F1509T30-85	30"x15"	x85 1/4"		110 lbs.	\$278.60 ▲
F1509T36-85	36"x15"	x85 1/4"		129 lbs.	\$280.20 ▲
F1509T42-85	42"x15"	x85 1/4"		165 lbs.	\$354.55 ▲
F1509T48-85	48"x15"	x85 1/4"		187 lbs.	\$400.05 ▲
•• F3009T30-85	30"x30"	x85 1/4"		188 lbs.	\$457.05 ▲
•• F3009T36-85	36"x30"	x85 1/4"		216 lbs.	\$485.50 ▲
•• F3009T42-85	42"x30"	x85 1/4"		262 lbs.	\$560.60 ▲
•• F3009T48-85	48"x30"	x85 1/4"		293 lbs.	\$607.70 ▲

LEGAL SIZE, 88 1/4"H: 9 SHELVES / 8 OPENINGS

F1509T30-M	30"x15"	x88 1/4"		111 lbs.	\$279.95 ▲
F1509T36-M	36"x15"	x88 1/4"		130 lbs.	\$281.55 ▲
F1509T42-M	42"x15"	x88 1/4"		166 lbs.	\$355.90 ▲
F1509T48-M	48"x15"	x88 1/4"		187 lbs.	\$401.40 ▲
•• F3009T30-M	30"x30"	x88 1/4"		188 lbs.	\$454.20 ▲
•• F3009T36-M	36"x30"	x88 1/4"		217 lbs.	\$482.65 ▲
•• F3009T42-M	42"x30"	x88 1/4"		263 lbs.	\$557.75 ▲
•• F3009T48-M	48"x30"	x88 1/4"		294 lbs.	\$604.85 ▲

Shelves are spaced on 12" centers, providing 11 1/2" clearance.
Shelf supports are adjustable on 1/2" increments.

LEGAL SIZE, 76 1/4"H: 7 SHELVES / 6 OPENINGS

F1507T30-76M	30"x15"	x76 1/4"		88 lbs.	\$222.25 ▲
F1507T36-76M	36"x15"	x76 1/4"		102 lbs.	\$223.65 ▲
F1507T42-76M	42"x15"	x76 1/4"		130 lbs.	\$280.80 ▲
F1507T48-76M	48"x15"	x76 1/4"		146 lbs.	\$316.10 ▲
•• F3007T30-76M	30"x30"	x76 1/4"		147 lbs.	\$359.30 ▲
•• F3007T36-76M	36"x30"	x76 1/4"		169 lbs.	\$381.55 ▲
•• F3007T42-76M	42"x30"	x76 1/4"		204 lbs.	\$439.35 ▲
•• F3007T48-76M	48"x30"	x76 1/4"		228 lbs.	\$475.75 ▲

LEGAL SIZE, 88 1/4"H: 8 SHELVES / 7 OPENINGS

F1508T30-88M	30"x15"	x88 1/4"		100 lbs.	\$253.00 ▲
F1508T36-88M	36"x15"	x88 1/4"		117 lbs.	\$254.50 ▲
F1508T42-88M	42"x15"	x88 1/4"		148 lbs.	\$320.25 ▲
F1508T48-88M	48"x15"	x88 1/4"		167 lbs.	\$360.65 ▲
•• F3008T30-88M	30"x30"	x88 1/4"		169 lbs.	\$408.05 ▲
•• F3008T36-88M	36"x30"	x88 1/4"		194 lbs.	\$433.40 ▲
•• F3008T42-88M	42"x30"	x88 1/4"		235 lbs.	\$499.85 ▲
•• F3008T48-88M	48"x30"	x88 1/4"		263 lbs.	\$541.60 ▲

•• Price includes 2 reinforcements per shelf, except top shelf.

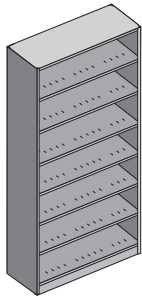
▲ **MOBILE READY:** Single rivet bottom shelf supports replace Quik-Base and standard supports, making attachment to mobile carriages easy, quick and secure. Holes are pre-drilled into the supports to simplify the installation process.

OPEN SHELF FILING – 22 GAUGE - LETTER SIZE

1-800-277-1699
www.aurorashelving.com



Units Do Not Include Dividers, See Page 27 for Divider Information



Closed Starter Unit consists of:
Closed "L" Uprights, 22G. Slotted Shelves,
22G. Top Shelf, Shelf Supports,
Reinforcements (as noted), Back Stops or
Center Stops, Quik-Base.

STARTER UNITS

Shelves are spaced on 10 1/2" centers, providing 9 1/2" clearance.
Shelf supports are adjustable on 1/2" increments.

LETTER SIZE, 64¼"H: 7 SHELVES / 6 OPENINGS					
ITEM NUMBER	W	D	H	WT.	PRICE
2F12C7L30	30"	12"	64¼"	74 lbs.	\$208.75 ▲
2F12C7L36	36"	12"	64¼"	85 lbs.	\$210.20 ▲
2F12C7L42	42"	12"	64¼"	107 lbs.	\$257.45 ▲
2F12C7L48	48"	12"	64¼"	123 lbs.	\$284.90 ▲
• 2F24C7L30	30"	24"	64¼"	110 lbs.	\$294.20 ▲
• 2F24C7L36	36"	24"	64¼"	123 lbs.	\$299.60 ▲
• 2F24C7L42	42"	24"	64¼"	156 lbs.	\$361.30 ▲
•• 2F24C7L48	48"	24"	64¼"	172 lbs.	\$399.20 ▲

LETTER SIZE, 76 1/2"H: 8 SHELVES / 7 OPENINGS

2F12C8L30	30"	12"	76 1/2"	88 lbs.	\$240.00
2F12C8L36	36"	12"	76 1/2"	100 lbs.	\$241.40
2F12C8L42	42"	12"	76 1/2"	128 lbs.	\$297.45
2F12C8L48	48"	12"	76 1/2"	142 lbs.	\$323.00
• 2F24C8L30	30"	24"	76 1/2"	131 lbs.	\$346.95
• 2F24C8L36	36"	24"	76 1/2"	147 lbs.	\$353.05
• 2F24C8L42	42"	24"	76 1/2"	186 lbs.	\$425.00
• 2F24C8L48	48"	24"	76 1/2"	204 lbs.	\$469.45

Includes 2 1/4" Quik-Base.

LETTER SIZE, 88 1/2"H: 9 SHELVES / 8 OPENINGS

2F12C9L30	30"	12"	88 1/2"	101 lbs.	\$268.35
2F12C9L36	36"	12"	88 1/2"	115 lbs.	\$269.60
2F12C9L42	42"	12"	88 1/2"	147 lbs.	\$332.80
2F12C9L48	48"	12"	88 1/2"	163 lbs.	\$361.75
• 2F24C9L30	30"	24"	88 1/2"	151 lbs.	\$394.55
• 2F24C9L36	36"	24"	88 1/2"	170 lbs.	\$400.75
• 2F24C9L42	42"	24"	88 1/2"	214 lbs.	\$482.10
• 2F24C9L48	48"	24"	88 1/2"	236 lbs.	\$532.50

Includes 4 1/4" Quik-Base.

LETTER SIZE, 97 1/2"H: 10 SHELVES / 9 OPENINGS

2F12C10L30	30"	12"	97 1/2"	109 lbs.	\$307.40
2F12C10L36	36"	12"	97 1/2"	125 lbs.	\$309.30
2F12C10L42	42"	12"	97 1/2"	161 lbs.	\$379.45
2F12C10L48	48"	12"	97 1/2"	178 lbs.	\$411.40
• 2F24C10L30	30"	24"	97 1/2"	164 lbs.	\$433.25
• 2F24C10L36	36"	24"	97 1/2"	184 lbs.	\$440.15
• 2F24C10L42	42"	24"	97 1/2"	233 lbs.	\$530.50
• 2F24C10L48	48"	24"	97 1/2"	256 lbs.	\$586.05

Includes 2 3/4" Quik-Base.

Shelves are spaced on 12" centers, providing 11 1/2" clearance.
Shelf supports are adjustable on 1/2" increments.

LETTER SIZE, 76 1/2"H: 7 SHELVES / 6 OPENINGS

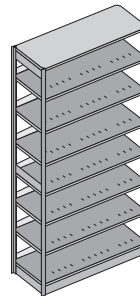
2F12C7L30-76	30"	12"	76 1/2"	81 lbs.	\$218.95
2F12C7L36-76	36"	12"	76 1/2"	91 lbs.	\$220.35
2F12C7L42-76	42"	12"	76 1/2"	115 lbs.	\$269.35
2F12C7L48-76	48"	12"	76 1/2"	128 lbs.	\$291.70
• 2F24C7L30-76	30"	24"	76 1/2"	120 lbs.	\$316.25
• 2F24C7L36-76	36"	24"	76 1/2"	134 lbs.	\$321.95
• 2F24C7L42-76	42"	24"	76 1/2"	168 lbs.	\$384.70
• 2F24C7L48-76	48"	24"	76 1/2"	184 lbs.	\$423.60

Includes 2 3/4" Quik-Base.

LETTER SIZE, 88 1/2"H: 8 SHELVES / 7 OPENINGS

2F12C8L30-88	30"	12"	88 1/2"	94 lbs.	\$247.30
2F12C8L36-88	36"	12"	88 1/2"	106 lbs.	\$248.55
2F12C8L42-88	42"	12"	88 1/2"	134 lbs.	\$304.70
2F12C8L48-88	48"	12"	88 1/2"	149 lbs.	\$330.45
• 2F24C8L30-88	30"	24"	88 1/2"	140 lbs.	\$361.25
• 2F24C8L36-88	36"	24"	88 1/2"	157 lbs.	\$369.65
• 2F24C8L42-88	42"	24"	88 1/2"	196 lbs.	\$441.80
• 2F24C8L48-88	48"	24"	88 1/2"	215 lbs.	\$486.65

Includes 4 1/4" Quik-Base.



Open Add-on Unit consists of:
Open "T" Upright, 22G. Slotted Shelves,
22G. Top Shelf, Shelf Supports,
Reinforcements (as noted), Back Stops or
Center Stops, Quik-Base.

ADD-ON UNITS

Shelves are spaced on 10 1/2" centers, providing 9 1/2" clearance.
Shelf supports are adjustable on 1/2" increments.

LETTER SIZE, 64 1/2"H: 7 SHELVES / 6 OPENINGS					
ITEM NUMBER	W	D	H	WT.	PRICE
2F12O7T30	30"	12"	64 1/2"	62 lbs.	\$177.70 ▲
2F12O7T36	36"	12"	64 1/2"	72 lbs.	\$179.15 ▲
2F12O7T42	42"	12"	64 1/2"	95 lbs.	\$226.40 ▲
2F12O7T48	48"	12"	64 1/2"	107 lbs.	\$253.65 ▲
• 2F24O7T30	30"	24"	64 1/2"	88 lbs.	\$246.00 ▲
• 2F24O7T36	36"	24"	64 1/2"	102 lbs.	\$251.40 ▲
•• 2F24O7T42	42"	24"	64 1/2"	135 lbs.	\$313.10 ▲
•• 2F24O7T48	48"	24"	64 1/2"	150 lbs.	\$351.00 ▲

LETTER SIZE, 76 1/2"H: 8 SHELVES / 7 OPENINGS

2F12O8T30	30"	12"	76 1/2"	73 lbs.	\$200.90
2F12O8T36	36"	12"	76 1/2"	85 lbs.	\$202.30
2F12O8T42	42"	12"	76 1/2"	112 lbs.	\$258.35
2F12O8T48	48"	12"	76 1/2"	127 lbs.	\$283.90
• 2F24O8T30	30"	24"	76 1/2"	104 lbs.	\$282.00
• 2F24O8T36	36"	24"	76 1/2"	121 lbs.	\$288.10
• 2F24O8T42	42"	24"	76 1/2"	160 lbs.	\$360.05
• 2F24O8T48	48"	24"	76 1/2"	178 lbs.	\$404.50

Includes 2 1/4" Quik-Base.

LETTER SIZE, 88 1/2"H: 9 SHELVES / 8 OPENINGS

2F12O9T30	30"	12"	88 1/2"	83 lbs.	\$227.15
2F12O9T36	36"	12"	88 1/2"	97 lbs.	\$228.40
2F12O9T42	42"	12"	88 1/2"	129 lbs.	\$291.60
2F12O9T48	48"	12"	88 1/2"	145 lbs.	\$320.55
• 2F24O9T30	30"	24"	88 1/2"	120 lbs.	\$315.85
• 2F24O9T36	36"	24"	88 1/2"	139 lbs.	\$322.05
• 2F24O9T42	42"	24"	88 1/2"	183 lbs.	\$403.40
• 2F24O9T48	48"	24"	88 1/2"	205 lbs.	\$453.80

Includes 4 1/4" Quik-Base.

LETTER SIZE, 97 1/2"H: 10 SHELVES / 9 OPENINGS

2F12O10T30	30"	12"	97 1/2"	91 lbs.	\$250.90
2F12O10T36	36"	12"	97 1/2"	106 lbs.	\$252.30
2F12O10T42	42"	12"	97 1/2"	141 lbs.	\$322.45
2F12O10T48	48"	12"	97 1/2"	159 lbs.	\$354.40
• 2F24O10T30	30"	24"	97 1/2"	131 lbs.	\$351.55
• 2F24O10T36	36"	24"	97 1/2"	151 lbs.	\$358.45
• 2F24O10T42	42"	24"	97 1/2"	200 lbs.	\$448.80
• 2F24O10T48	48"	24"	97 1/2"	223 lbs.	\$504.35

Includes 2 3/4" Quik-Base.

Shelves are spaced on 12" centers, providing 11 1/2" clearance.
Shelf supports are adjustable on 1/2" increments.

LETTER SIZE, 76 1/2"H: 7 SHELVES / 6 OPENINGS

2F12O7T30-76	30"	12"	76 1/2"	65 lbs.	\$179.85
2F12O7T36-76	36"	12"	76 1/2"	76 lbs.	\$181.25
2F12O7T42-76	42"	12"	76 1/2"	100 lbs.	\$230.25
2F12O7T48-76	48"	12"	76 1/2"	112 lbs.	\$252.60
• 2F24O7T30-76	30"	24"	76 1/2"	93 lbs.	\$251.30
• 2F24O7T36-76	36"	24"	76 1/2"	108 lbs.	\$257.00
• 2F24O7T42-76	42"	24"	76 1/2"	141 lbs.	\$319.75
• 2F24O7T48-76	48"	24"	76 1/2"	158 lbs.	\$358.65

Includes 2 3/4" Quik-Base.

LETTER SIZE, 88 1/2"H: 8 SHELVES / 7 OPENINGS

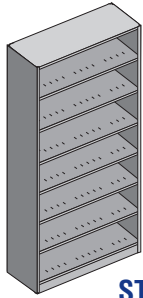
2F12O8T30-88	30"	12"	88 1/2"	76 lbs.	\$206.10
2F12O8T36-88	36"	12"	88 1/2"	88 lbs.	\$207.35
2F12O8T42-88	42"	12"	88 1/2"	116 lbs.	\$263.50
2F12O8T48-88	48"	12"	88 1/2"	131 lbs.	\$289.25
• 2F24O8T30-88	30"	24"	88 1/2"	109 lbs.	\$285.15
• 2F24O8T36-88	36"	24"	88 1/2"	126 lbs.	\$290.95
• 2F24O8T42-88	42"	24"	88 1/2"	165 lbs.	\$363.10
• 2F24O8T48-88	48"	24"	88 1/2"	184 lbs.	\$407.95

Includes 4 1/4" Quik-Base.

OPEN SHELF FILING – MOBILE READY 22 GAUGE - LETTER SIZE



Units Do Not Include Dividers, See Page 27 for Divider Information



Closed Starter Unit consists of:
Closed "L" Uprights, 22G. Slotted Shelves,
22G. Top Shelf, Reinforcements (as noted),
Back Stops or Center Stops, Shelf
Supports, Single Rivet Bottom Shelf
Supports.

STARTER UNITS – ▲ MOBILE READY

Shelves are spaced on 10 $\frac{1}{2}$ " centers, providing 9 $\frac{1}{4}$ " clearance.
Shelf supports are adjustable on 1 $\frac{1}{2}$ " increments.

LETTER SIZE, 76 $\frac{1}{4}$ "H: 8 SHELVES / 7 OPENINGS

ITEM NUMBER	W	D	H	WT.	PRICE	
2F12C8L24-M	24"x12"x76 $\frac{1}{4}$ "			75 lbs.	\$239.50	▲
2F12C8L30-M	30"x12"x76 $\frac{1}{4}$ "			86 lbs.	\$239.50	▲
2F12C8L36-M	36"x12"x76 $\frac{1}{4}$ "			98 lbs.	\$240.95	▲
2F12C8L42-M	42"x12"x76 $\frac{1}{4}$ "			124 lbs.	\$295.25	▲
2F12C8L48-M	48"x12"x76 $\frac{1}{4}$ "			138 lbs.	\$320.20	▲
• 2F24C8L30-M	30"x24"x76 $\frac{1}{4}$ "			127 lbs.	\$344.60	▲
• 2F24C8L36-M	36"x24"x76 $\frac{1}{4}$ "			143 lbs.	\$350.40	▲
•• 2F24C8L42-M	42"x24"x76 $\frac{1}{4}$ "			181 lbs.	\$421.30	▲
•• 2F24C8L48-M	48"x24"x76 $\frac{1}{4}$ "			199 lbs.	\$464.75	▲

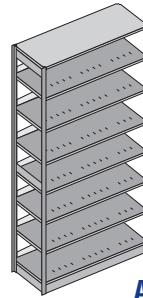
LETTER SIZE, 85 $\frac{1}{4}$ "H: 9 SHELVES / 8 OPENINGS

2F12C9L24-M	24"x12"x85 $\frac{1}{4}$ "			85 lbs.	\$266.55	▲
2F12C9L30-85	30"x12"x85 $\frac{1}{4}$ "			97 lbs.	\$270.05	▲
2F12C9L36-85	36"x12"x85 $\frac{1}{4}$ "			110 lbs.	\$271.50	▲
2F12C9L42-85	42"x12"x85 $\frac{1}{4}$ "			140 lbs.	\$332.85	▲
2F12C9L48-85	48"x12"x85 $\frac{1}{4}$ "			156 lbs.	\$361.00	▲
• 2F24C9L30-85	30"x24"x85 $\frac{1}{4}$ "			143 lbs.	\$376.90	▲
• 2F24C9L36-85	36"x24"x85 $\frac{1}{4}$ "			161 lbs.	\$383.10	▲
•• 2F24C9L42-85	42"x24"x85 $\frac{1}{4}$ "			204 lbs.	\$463.20	▲
•• 2F24C9L48-85	48"x24"x85 $\frac{1}{4}$ "			224 lbs.	\$512.20	▲

LETTER SIZE, 88 $\frac{1}{4}$ "H: 9 SHELVES / 8 OPENINGS

2F12C9L30-M	30"x12"x88 $\frac{1}{4}$ "			98 lbs.	\$266.55	▲
2F12C9L36-M	36"x12"x88 $\frac{1}{4}$ "			111 lbs.	\$268.00	▲
2F12C9L42-M	42"x12"x88 $\frac{1}{4}$ "			141 lbs.	\$329.35	▲
2F12C9L48-M	48"x12"x88 $\frac{1}{4}$ "			157 lbs.	\$357.50	▲
• 2F24C9L30-M	30"x24"x88 $\frac{1}{4}$ "			145 lbs.	\$389.60	▲
• 2F24C9L36-M	36"x24"x88 $\frac{1}{4}$ "			162 lbs.	\$395.80	▲
•• 2F24C9L42-M	42"x24"x88 $\frac{1}{4}$ "			205 lbs.	\$475.90	▲
•• 2F24C9L48-M	48"x24"x88 $\frac{1}{4}$ "			225 lbs.	\$524.90	▲

• Price includes 1 reinforcement per shelf, except top shelf.



Open Add-on Unit consists of:
Open "T" Upright, 22G. Slotted Shelves,
22G. Top Shelf, Reinforcements (as noted),
Back Stops or Center Stops, Shelf
Supports, Single Rivet Bottom Shelf
Supports.

ADD-ON UNITS – ▲ MOBILE READY

Shelves are spaced on 10 $\frac{1}{2}$ " centers, providing 9 $\frac{1}{4}$ " clearance.
Shelf supports are adjustable on 1 $\frac{1}{2}$ " increments.

LETTER SIZE, 76 $\frac{1}{4}$ "H: 8 SHELVES / 7 OPENINGS

ITEM NUMBER	W	D	H	WT.	PRICE	
2F12O8T24-M	24"x12"x76 $\frac{1}{4}$ "			66 lbs.	\$200.40	▲
2F12O8T30-M	30"x12"x76 $\frac{1}{4}$ "			71 lbs.	\$200.40	▲
2F12O8T36-M	36"x12"x76 $\frac{1}{4}$ "			83 lbs.	\$201.85	▲
2F12O8T42-M	42"x12"x76 $\frac{1}{4}$ "			109 lbs.	\$256.15	▲
2F12O8T48-M	48"x12"x76 $\frac{1}{4}$ "			123 lbs.	\$281.10	▲
• 2F24O8T30-M	30"x24"x76 $\frac{1}{4}$ "			101 lbs.	\$279.65	▲
• 2F24O8T36-M	36"x24"x76 $\frac{1}{4}$ "			117 lbs.	\$285.45	▲
•• 2F24O8T42-M	42"x24"x76 $\frac{1}{4}$ "			155 lbs.	\$356.35	▲
•• 2F24O8T48-M	48"x24"x76 $\frac{1}{4}$ "			172 lbs.	\$399.80	▲

LETTER SIZE, 85 $\frac{1}{4}$ "H: 9 SHELVES / 8 OPENINGS

2F12O9T30-85	30"x12"x85 $\frac{1}{4}$ "			80 lbs.	\$222.00	▲
2F12O9T36-85	36"x12"x85 $\frac{1}{4}$ "			93 lbs.	\$223.45	▲
2F12O9T42-85	42"x12"x85 $\frac{1}{4}$ "			123 lbs.	\$284.80	▲
2F12O9T48-85	48"x12"x85 $\frac{1}{4}$ "			138 lbs.	\$312.95	▲
• 2F24O9T30-85	30"x24"x85 $\frac{1}{4}$ "			113 lbs.	\$312.65	▲
• 2F24O9T36-85	36"x24"x85 $\frac{1}{4}$ "			131 lbs.	\$318.85	▲
•• 2F24O9T42-85	42"x24"x85 $\frac{1}{4}$ "			174 lbs.	\$398.95	▲
•• 2F24O9T48-85	48"x24"x85 $\frac{1}{4}$ "			194 lbs.	\$447.95	▲

LETTER SIZE, 88 $\frac{1}{4}$ "H: 9 SHELVES / 8 OPENINGS

2F12O9T24-M	24"x12"x88 $\frac{1}{4}$ "			74.8 lbs.	\$225.35	▲
2F12O9T30-M	30"x12"x88 $\frac{1}{4}$ "			80 lbs.	\$225.35	▲
2F12O9T36-M	36"x12"x88 $\frac{1}{4}$ "			93 lbs.	\$226.80	▲
2F12O9T42-M	42"x12"x88 $\frac{1}{4}$ "			123 lbs.	\$288.15	▲
2F12O9T48-M	48"x12"x88 $\frac{1}{4}$ "			139 lbs.	\$316.30	▲
• 2F24O9T30-M	30"x24"x88 $\frac{1}{4}$ "			114 lbs.	\$310.90	▲
• 2F24O9T36-M	36"x24"x88 $\frac{1}{4}$ "			131 lbs.	\$317.10	▲
•• 2F24O9T42-M	42"x24"x88 $\frac{1}{4}$ "			175 lbs.	\$397.20	▲
•• 2F24O9T48-M	48"x24"x88 $\frac{1}{4}$ "			194 lbs.	\$446.20	▲

•• Price includes 2 reinforcements per shelf, except top shelf.

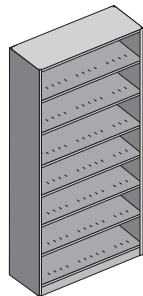
▲ **MOBILE READY:** Single rivet bottom shelf supports replace Quik-Base and standard supports, making attachment to mobile carriages easy, quick and secure. Holes are pre-drilled into the supports to simplify the installation process.

OPEN SHELF FILING – 22 GAUGE - LEGAL SIZE

1-800-277-1699
www.aurorashelving.com



Units Do Not Include Dividers, See Page 27 for Divider Information



Closed Starter Unit consists of:
Closed "L" Uprights, 22G. Slotted Shelves,
22G. Top Shelf, Shelf Supports,
Reinforcements (as noted), Back Stops or
Center Stops, Quik-Base.

STARTER UNITS

Shelves are spaced on 10 1/2" centers, providing 9 1/2" clearance.
Shelf supports are adjustable on 1 1/2" increments.

LEGAL SIZE, 64 1/4"H: 7 SHELVES / 6 OPENINGS					
ITEM NUMBER	W	D	H	WT.	PRICE
2F15C7L30	30"	15"	64 1/4"	83 lbs.	\$242.10 ▲
2F15C7L36	36"	15"	64 1/4"	94 lbs.	\$244.75 ▲
2F15C7L42	42"	15"	64 1/4"	118 lbs.	\$286.40 ▲
2F15C7L48	48"	15"	64 1/4"	131 lbs.	\$310.95 ▲
•• 2F30C7L30	30"	30"	64 1/4"	136 lbs.	\$374.00 ▲
•• 2F30C7L36	36"	30"	64 1/4"	152 lbs.	\$380.60 ▲
•• 2F30C7L42	42"	30"	64 1/4"	180 lbs.	\$426.20 ▲
•• 2F30C7L48	48"	30"	64 1/4"	198 lbs.	\$458.85 ▲

LEGAL SIZE, 76 1/4"H: 8 SHELVES / 7 OPENINGS					
2F15C8L30	30"	15"	76 1/4"	97 lbs.	\$269.00
2F15C8L36	36"	15"	76 1/4"	111 lbs.	\$271.60
2F15C8L42	42"	15"	76 1/4"	140 lbs.	\$321.25
2F15C8L48	48"	15"	76 1/4"	155 lbs.	\$350.00
•• 2F30C8L30	30"	30"	76 1/4"	161 lbs.	\$432.75
•• 2F30C8L36	36"	30"	76 1/4"	180 lbs.	\$440.05
•• 2F30C8L42	42"	30"	76 1/4"	214 lbs.	\$494.50
•• 2F30C8L48	48"	30"	76 1/4"	234 lbs.	\$532.95
<i>Includes 2 1/4" Quik-Base.</i>					

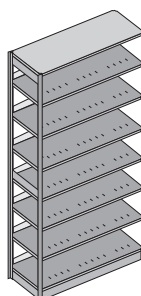
LEGAL SIZE, 88 1/4"H: 9 SHELVES / 8 OPENINGS					
2F15C9L30	30"	15"	88 1/4"	112 lbs.	\$304.80
2F15C9L36	36"	15"	88 1/4"	127 lbs.	\$307.25
2F15C9L42	42"	15"	88 1/4"	160 lbs.	\$363.25
2F15C9L48	48"	15"	88 1/4"	178 lbs.	\$395.80
•• 2F30C9L30	30"	30"	88 1/4"	185 lbs.	\$491.20
•• 2F30C9L36	36"	30"	88 1/4"	207 lbs.	\$498.60
•• 2F30C9L42	42"	30"	88 1/4"	246 lbs.	\$560.00
•• 2F30C9L48	48"	30"	88 1/4"	270 lbs.	\$603.65
<i>Includes 4 1/4" Quik-Base.</i>					

LEGAL SIZE, 97 1/4"H: 10 SHELVES / 9 OPENINGS					
2F15C10L30	30"	15"	97 1/4"	122 lbs.	\$342.70
2F15C10L36	36"	15"	97 1/4"	139 lbs.	\$345.30
2F15C10L42	42"	15"	97 1/4"	175 lbs.	\$407.45
2F15C10L48	48"	15"	97 1/4"	195 lbs.	\$443.40
•• 2F30C10L30	30"	30"	97 1/4"	202 lbs.	\$524.65
•• 2F30C10L36	36"	30"	97 1/4"	226 lbs.	\$532.75
•• 2F30C10L42	42"	30"	97 1/4"	268 lbs.	\$600.70
•• 2F30C10L48	48"	30"	97 1/4"	294 lbs.	\$648.75
<i>Includes 2 3/4" Quik-Base.</i>					

Shelves are spaced on 12" centers, providing 11 1/2" clearance.
Shelf supports are adjustable on 1 1/2" increments.

LEGAL SIZE, 76 1/4"H: 7 SHELVES / 6 OPENINGS					
2F15C7L30-76	30"	15"	76 1/4"	89 lbs.	\$244.70
2F15C7L36-76	36"	15"	76 1/4"	101 lbs.	\$247.30
2F15C7L42-76	42"	15"	76 1/4"	126 lbs.	\$290.70
2F15C7L48-76	48"	15"	76 1/4"	140 lbs.	\$315.85
•• 2F30C7L30-76	30"	30"	76 1/4"	147 lbs.	\$393.20
•• 2F30C7L36-76	36"	30"	76 1/4"	163 lbs.	\$400.10
•• 2F30C7L42-76	42"	30"	76 1/4"	193 lbs.	\$447.80
•• 2F30C7L48-76	48"	30"	76 1/4"	211 lbs.	\$481.45
<i>Includes 2 3/4" Quik-Base.</i>					

LEGAL SIZE, 88 1/4"H: 8 SHELVES / 7 OPENINGS					
2F15C8L30-88	30"	15"	88 1/4"	104 lbs.	\$280.50
2F15C8L36-88	36"	15"	88 1/4"	117 lbs.	\$282.95
2F15C8L42-88	42"	15"	88 1/4"	146 lbs.	\$332.70
2F15C8L48-88	48"	15"	88 1/4"	162 lbs.	\$361.65
•• 2F30C8L30-88	30"	30"	88 1/4"	171 lbs.	\$451.65
•• 2F30C8L36-88	36"	30"	88 1/4"	190 lbs.	\$458.65
•• 2F30C8L42-88	42"	30"	88 1/4"	225 lbs.	\$513.30
•• 2F30C8L48-88	48"	30"	88 1/4"	246 lbs.	\$552.15
<i>Includes 4 1/4" Quik-Base.</i>					



Open Add-on Unit consists of:
Open "T" Upright, 22G. Slotted Shelves,
22G. Top Shelf, Shelf Supports,
Reinforcements (as noted), Back Stops or
Center Stops, Quik-Base.

ADD-ON UNITS

Shelves are spaced on 10 1/2" centers, providing 9 1/2" clearance.
Shelf supports are adjustable on 1 1/2" increments.

LEGAL SIZE, 64 1/4"H: 7 SHELVES / 6 OPENINGS					
ITEM NUMBER	W	D	H	WT.	PRICE
2F1507T30	30"	15"	64 1/4"	68 lbs.	\$199.90 ▲
2F1507T36	36"	15"	64 1/4"	79 lbs.	\$202.55 ▲
2F1507T42	42"	15"	64 1/4"	102 lbs.	\$242.10 ▲
2F1507T48	48"	15"	64 1/4"	115 lbs.	\$267.65 ▲
•• 2F3007T30	30"	30"	64 1/4"	110 lbs.	\$310.75 ▲
•• 2F3007T36	36"	30"	64 1/4"	126 lbs.	\$317.35 ▲
•• 2F3007T42	42"	30"	64 1/4"	154 lbs.	\$362.95 ▲
•• 2F3007T48	48"	30"	64 1/4"	172 lbs.	\$371.10 ▲

LEGAL SIZE, 76 1/4"H: 8 SHELVES / 7 OPENINGS					
2F1508T30	30"	15"	76 1/4"	79 lbs.	\$226.90
2F1508T36	36"	15"	76 1/4"	92 lbs.	\$229.50
2F1508T42	42"	15"	76 1/4"	122 lbs.	\$279.15
2F1508T48	48"	15"	76 1/4"	137 lbs.	\$307.90
•• 2F3008T30	30"	30"	76 1/4"	129 lbs.	\$351.05
•• 2F3008T36	36"	30"	76 1/4"	148 lbs.	\$358.35
•• 2F3008T42	42"	30"	76 1/4"	182 lbs.	\$412.80
•• 2F3008T48	48"	30"	76 1/4"	203 lbs.	\$451.25
<i>Includes 2 3/4" Quik-Base.</i>					

LEGAL SIZE, 88 1/4"H: 9 SHELVES / 8 OPENINGS					
2F1509T30	30"	15"	88 1/4"	91 lbs.	\$256.30
2F1509T36	36"	15"	88 1/4"	106 lbs.	\$258.75
2F1509T42	42"	15"	88 1/4"	139 lbs.	\$314.75
2F1509T48	48"	15"	88 1/4"	156 lbs.	\$347.30
•• 2F3009T30	30"	30"	88 1/4"	149 lbs.	\$395.80
•• 2F3009T36	36"	30"	88 1/4"	171 lbs.	\$403.20
•• 2F3009T42	42"	30"	88 1/4"	210 lbs.	\$464.60
•• 2F3009T48	48"	30"	88 1/4"	234 lbs.	\$508.25
<i>Includes 4 1/4" Quik-Base.</i>					

LEGAL SIZE, 97 1/4"H: 10 SHELVES / 9 OPENINGS					
2F15010T30	30"	15"	97 1/4"	99 lbs.	\$285.10
2F15010T36	36"	15"	97 1/4"	116 lbs.	\$287.70
2F15010T42	42"	15"	97 1/4"	152 lbs.	\$349.85
2F15010T48	48"	15"	97 1/4"	172 lbs.	\$385.80
•• 2F30010T30	30"	30"	97 1/4"	162 lbs.	\$439.30
•• 2F30010T36	36"	30"	97 1/4"	186 lbs.	\$447.40
•• 2F30010T42	42"	30"	97 1/4"	228 lbs.	\$515.35
•• 2F30010T48	48"	30"	97 1/4"	254 lbs.	\$563.40
<i>Includes 2 3/4" Quik-Base.</i>					

Shelves are spaced on 12" centers, providing 11 1/2" clearance.
Shelf supports are adjustable on 1 1/2" increments.

LEGAL SIZE, 76 1/4"H: 7 SHELVES / 6 OPENINGS					
2F1507T30-76	30"	15"	76 1/4"	71 lbs.	\$202.60
2F1507T36-76	36"	15"	76 1/4"	83 lbs.	\$205.20
2F1507T42-76	42"	15"	76 1/4"	108 lbs.	\$248.60
2F1507T48-76	48"	15"	76 1/4"	122 lbs.	\$273.75
•• 2F3007T30-76	30"	30"	76 1/4"	115 lbs.	\$311.50
•• 2F3007T36-76	36"	30"	76 1/4"	132 lbs.	\$318.40
•• 2F3007T42-76	42"	30"	76 1/4"	161 lbs.	\$366.10
•• 2F3007T48-76	48"	30"	76 1/4"	179 lbs.	\$399.75
<i>Includes 2 3/4" Quik-Base.</i>					

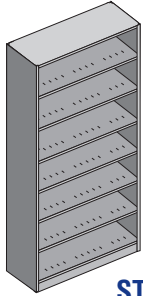
LEGAL SIZE, 88 1/4"H: 8 SHELVES / 7 OPENINGS					
2F1508T30-88	30"	15"	88 1/4"	82 lbs.	\$232.00
2F1508T36-88	36"	15"	88 1/4"	96 lbs.	\$234.45
2F1508T42-88	42"	15"	88 1/4"	125 lbs.	\$284.20
2F1508T48-88	48"	15"	88 1/4"	141 lbs.	\$313.15
•• 2F3008T30-88	30"	30"	88 1/4"	135 lbs.	\$356.25
•• 2F3008T36-88	36"	30"	88 1/4"	154 lbs.	\$363.25
•• 2F3008T42-88	42"	30"	88 1/4"	189 lbs.	\$417.90
•• 2F3008T48-88	48"	30"	88 1/4"	210 lbs.	\$456.75
<i>Includes 4 1/4" Quik-Base.</i>					

•• Price includes 2 reinforcements per shelf, except top shelf.

OPEN SHELF FILING – MOBILE READY 22 GAUGE - LEGAL SIZE



Units Do Not Include Dividers, See Page 27 for Divider Information



Closed Starter Unit consists of:
Closed "L" Uprights, 22G. Slotted Shelves,
22G. Top Shelf, Reinforcements (as noted),
Back Stops or Center Stops, Shelf
Supports, Single Rivet Bottom Shelf
Supports.

STARTER UNITS – ▲ MOBILE READY

Shelves are spaced on 10 $\frac{1}{2}$ " centers, providing 9 $\frac{1}{4}$ " clearance.
Shelf supports are adjustable on 1 $\frac{1}{2}$ " increments.

LEGAL SIZE, 76 $\frac{1}{4}$ "H: 8 SHELVES / 7 OPENINGS

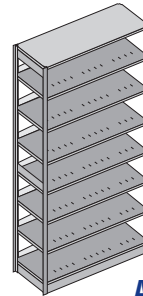
ITEM NUMBER	W	D	H	WT.	PRICE	
2F15C8L30-M	30"x15"	x76 $\frac{1}{4}$ "		96 lbs.	\$268.50	▲
2F15C8L36-M	36"x15"	x76 $\frac{1}{4}$ "		109 lbs.	\$271.15	▲
2F15C8L42-M	42"x15"	x76 $\frac{1}{4}$ "		136 lbs.	\$319.05	▲
2F15C8L48-M	48"x15"	x76 $\frac{1}{4}$ "		151 lbs.	\$347.20	▲
•• 2F30C8L30-M	30"x30"	x76 $\frac{1}{4}$ "		155 lbs.	\$426.75	▲
•• 2F30C8L36-M	36"x30"	x76 $\frac{1}{4}$ "		176 lbs.	\$438.65	▲
•• 2F30C8L42-M	42"x30"	x76 $\frac{1}{4}$ "		209 lbs.	\$491.00	▲
•• 2F30C8L48-M	48"x30"	x76 $\frac{1}{4}$ "		229 lbs.	\$528.45	▲

LEGAL SIZE, 85 $\frac{1}{4}$ "H: 9 SHELVES / 8 OPENINGS

2F15C9L30-85	30"x15"	x85 $\frac{1}{4}$ "		108 lbs.	\$305.20	▲
2F15C9L36-85	36"x15"	x85 $\frac{1}{4}$ "		122 lbs.	\$307.85	▲
2F15C9L42-85	42"x15"	x85 $\frac{1}{4}$ "		153 lbs.	\$362.00	▲
2F15C9L48-85	48"x15"	x85 $\frac{1}{4}$ "		170 lbs.	\$393.75	▲
•• 2F30C9L30-85	30"x30"	x85 $\frac{1}{4}$ "		178 lbs.	\$469.50	▲
•• 2F30C9L36-85	36"x30"	x85 $\frac{1}{4}$ "		198 lbs.	\$476.90	▲
•• 2F30C9L42-85	42"x30"	x85 $\frac{1}{4}$ "		235 lbs.	\$536.00	▲
•• 2F30C9L48-85	48"x30"	x85 $\frac{1}{4}$ "		258 lbs.	\$578.25	▲

LEGAL SIZE, 88 $\frac{1}{4}$ "H: 9 SHELVES / 8 OPENINGS

2F15C9L30-M	30"x15"	x88 $\frac{1}{4}$ "		109 lbs.	\$303.00	▲
2F15C9L36-M	36"x15"	x88 $\frac{1}{4}$ "		123 lbs.	\$305.65	▲
2F15C9L42-M	42"x15"	x88 $\frac{1}{4}$ "		155 lbs.	\$359.80	▲
2F15C9L48-M	48"x15"	x88 $\frac{1}{4}$ "		171 lbs.	\$391.55	▲
•• 2F30C9L30-M	30"x30"	x88 $\frac{1}{4}$ "		180 lbs.	\$487.50	▲
•• 2F30C9L36-M	36"x30"	x88 $\frac{1}{4}$ "		200 lbs.	\$494.90	▲
•• 2F30C9L42-M	42"x30"	x88 $\frac{1}{4}$ "		237 lbs.	\$554.00	▲
•• 2F30C9L48-M	48"x30"	x88 $\frac{1}{4}$ "		260 lbs.	\$596.25	▲



Open Add-on Unit consists of:
Open "T" Upright, 22G. Slotted Shelves,
22G. Top Shelf, Reinforcements (as noted),
Back Stops or Center Stops, Shelf
Supports, Single Rivet Bottom Shelf
Supports.

ADD-ON UNITS – ▲ MOBILE READY

Shelves are spaced on 10 $\frac{1}{2}$ " centers, providing 9 $\frac{1}{4}$ " clearance.
Shelf supports are adjustable on 1 $\frac{1}{2}$ " increments.

LEGAL SIZE, 76 $\frac{1}{4}$ "H: 8 SHELVES / 7 OPENINGS

ITEM NUMBER	W	D	H	WT.	PRICE	
2F15O8T30-M	30"x15"	x76 $\frac{1}{4}$ "		78 lbs.	\$226.40	▲
2F15O8T36-M	36"x15"	x76 $\frac{1}{4}$ "		90 lbs.	\$229.05	▲
2F15O8T42-M	42"x15"	x76 $\frac{1}{4}$ "		118 lbs.	\$276.95	▲
2F15O8T48-M	48"x15"	x76 $\frac{1}{4}$ "		133 lbs.	\$305.10	▲
•• 2F30O8T30-M	30"x30"	x76 $\frac{1}{4}$ "		123 lbs.	\$345.05	▲
•• 2F30O8T36-M	36"x30"	x76 $\frac{1}{4}$ "		144 lbs.	\$356.95	▲
•• 2F30O8T42-M	42"x30"	x76 $\frac{1}{4}$ "		177 lbs.	\$409.30	▲
•• 2F30O8T48-M	48"x30"	x76 $\frac{1}{4}$ "		197 lbs.	\$446.75	▲

LEGAL SIZE, 85 $\frac{1}{4}$ "H: 9 SHELVES / 8 OPENINGS

2F15O9T30-85	30"x15"	x85 $\frac{1}{4}$ "		87 lbs.	\$253.15	▲
2F15O9T36-85	36"x15"	x85 $\frac{1}{4}$ "		102 lbs.	\$255.80	▲
2F15O9T42-85	42"x15"	x85 $\frac{1}{4}$ "		133 lbs.	\$309.95	▲
2F15O9T48-85	48"x15"	x85 $\frac{1}{4}$ "		150 lbs.	\$341.70	▲
•• 2F30O9T30-85	30"x30"	x85 $\frac{1}{4}$ "		143 lbs.	\$394.95	▲
•• 2F30O9T36-85	36"x30"	x85 $\frac{1}{4}$ "		163 lbs.	\$402.35	▲
•• 2F30O9T42-85	42"x30"	x85 $\frac{1}{4}$ "		200 lbs.	\$461.45	▲
•• 2F30O9T48-85	48"x30"	x85 $\frac{1}{4}$ "		223 lbs.	\$503.70	▲

LEGAL SIZE, 88 $\frac{1}{4}$ "H: 9 SHELVES / 8 OPENINGS

2F15O9T30-M	30"x15"	x88 $\frac{1}{4}$ "		88 lbs.	\$254.50	▲
2F15O9T36-M	36"x15"	x88 $\frac{1}{4}$ "		102 lbs.	\$257.15	▲
2F15O9T42-M	42"x15"	x88 $\frac{1}{4}$ "		133 lbs.	\$311.30	▲
2F15O9T48-M	48"x15"	x88 $\frac{1}{4}$ "		150 lbs.	\$343.05	▲
•• 2F30O9T30-M	30"x30"	x88 $\frac{1}{4}$ "		144 lbs.	\$392.10	▲
•• 2F30O9T36-M	36"x30"	x88 $\frac{1}{4}$ "		164 lbs.	\$399.50	▲
•• 2F30O9T42-M	42"x30"	x88 $\frac{1}{4}$ "		201 lbs.	\$458.60	▲
•• 2F30O9T48-M	48"x30"	x88 $\frac{1}{4}$ "		224 lbs.	\$500.85	▲

•• Price includes 2 reinforcements per shelf, except top shelf.

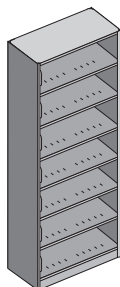
▲ **MOBILE READY:** Single rivet bottom shelf supports replace Quik-Base and standard supports, making attachment to mobile carriages easy, quick and secure. Holes are pre-drilled into the supports to simplify the installation process.

DOUBLE WALL OPEN SHELF FILING

1-800-277-1699
www.aurorashelving.com



Units Do Not Include Dividers, See Page 27 for Divider Information

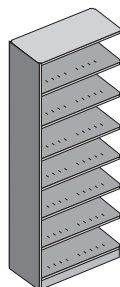


Closed Starter Unit consists of:
Double Wall Closed "L" Uprights, Slotted Shelves, Top Shelf, Shelf Supports, Reinforcements (as noted), Back Stops or Center Stops, 4 1/4" Quik-Base.

STARTER UNITS

Shelves are spaced on 12" centers, providing 11 1/4" clearance.
Shelf supports are adjustable on 1/2" increments.

DOUBLE WALL, 40"H: 3 OPENINGS					
ITEM NUMBER	W	D	H	WT.	PRICE
+ TSL1203L36	36"	12"	x40 1/4"	56 lbs.	\$192.75
+ TSL1203L42	42"	12"	x40 1/4"	69 lbs.	\$209.75
+ TSL1203L48	48"	12"	x40 1/4"	75 lbs.	\$220.20
•++ TSL24D3L36	36"	24"	x40 1/4"	99 lbs.	\$290.15
•++ TSL24D3L42	42"	24"	x40 1/4"	119 lbs.	\$330.85
•++ TSL24D3L48	48"	24"	x40 1/4"	130 lbs.	\$348.05



Open Add-on Unit consists of:
Double Wall Closed "T" Upright, Slotted Shelves, Top Shelf, Shelf Supports, Reinforcements (as noted), Back Stops or Center Stops, 4 1/4" Quik-Base.

ADD-ON UNITS

Shelves are spaced on 12" centers, providing 11 1/4" clearance.
Shelf supports are adjustable on 1/2" increments.

DOUBLE WALL, 40"H: 3 OPENINGS					
ITEM NUMBER	W	D	H	WT.	PRICE
+ TSL1203T36	36"	12"	x40 1/4"	46 lbs.	\$150.05
+ TSL1203T42	42"	12"	x40 1/4"	59 lbs.	\$167.05
+ TSL1203T48	48"	12"	x40 1/4"	66 lbs.	\$177.50
•++ TSL24D3T36	36"	24"	x40 1/4"	83 lbs.	\$222.95
•++ TSL24D3T42	42"	24"	x40 1/4"	102 lbs.	\$263.65
•++ TSL24D3T48	48"	24"	x40 1/4"	114 lbs.	\$280.85

All "TSL" units do not include a top shelf and require laminate tops. See page 26 for laminate top information. Uprights include counter top flange. **NOTE:** To properly size laminate top, a floor plan sketch must accompany all orders for 40 1/4" high units.

DOUBLE WALL, 64"H: 6 SHELVES / 5 OPENINGS

+ SL1206L36	36"x12"x64 1/4"	90 lbs.	\$253.65	*
+ SL1206L42	42"x12"x64 1/4"	111 lbs.	\$283.85	*
+ SL1206L48	48"x12"x64 1/4"	122 lbs.	\$301.00	*
•++ SL24D6L36	36"x24"x64 1/4"	161 lbs.	\$411.35	*
•++ SL24D6L42	42"x24"x64 1/4"	194 lbs.	\$481.70	*
•++ SL24D6L48	48"x24"x64 1/4"	213 lbs.	\$511.85	*

DOUBLE WALL, 76"H: 7 SHELVES / 6 OPENINGS

+ SL1207L36	36"x12"x76 1/4"	103 lbs.	\$282.00	**
+ SL1207L42	42"x12"x76 1/4"	127 lbs.	\$312.15	**
+ SL1207L48	48"x12"x76 1/4"	140 lbs.	\$332.90	**
•++ SL24D7L36	36"x24"x76 1/4"	190 lbs.	\$447.45	**
•++ SL24D7L42	42"x24"x76 1/4"	229 lbs.	\$527.85	**
•++ SL24D7L48	48"x24"x76 1/4"	251 lbs.	\$563.95	**

DOUBLE WALL, 88"H: 8 SHELVES / 7 OPENINGS

+ SL1208L36	36"x12"x88 1/4"	120 lbs.	\$321.20	**
+ SL1208L42	42"x12"x88 1/4"	148 lbs.	\$355.80	**
+ SL1208L48	48"x12"x88 1/4"	162 lbs.	\$379.60	**
•++ SL24D8L36	36"x24"x88 1/4"	220 lbs.	\$503.90	**
•++ SL24D8L42	42"x24"x88 1/4"	266 lbs.	\$596.60	**
•++ SL24D8L48	48"x24"x88 1/4"	291 lbs.	\$638.00	**

- Price includes 1 reinforcement per shelf, except top shelf.
- + 22 G Slotted
- * 22 G Top Shelf

DOUBLE WALL, 64"H: 6 SHELVES / 5 OPENINGS

+ SL1206T36	36"x12"x64 1/4"	75 lbs.	\$211.10	*
+ SL1206T42	42"x12"x64 1/4"	96 lbs.	\$241.30	*
+ SL1206T48	48"x12"x64 1/4"	107 lbs.	\$258.45	*
•++ SL24D6T36	36"x24"x64 1/4"	136 lbs.	\$336.65	*
•++ SL24D6T42	42"x24"x64 1/4"	169 lbs.	\$407.00	*
•++ SL24D6T48	48"x24"x64 1/4"	187 lbs.	\$437.15	*

DOUBLE WALL, 76"H: 7 SHELVES / 6 OPENINGS

+ SL1207T36	36"x12"x76 1/4"	86 lbs.	\$238.45	**
+ SL1207T42	42"x12"x76 1/4"	110 lbs.	\$268.60	**
+ SL1207T48	48"x12"x76 1/4"	122 lbs.	\$289.35	**
•++ SL24D7T36	36"x24"x76 1/4"	160 lbs.	\$382.35	**
•++ SL24D7T42	42"x24"x76 1/4"	199 lbs.	\$462.75	**
•++ SL24D7T48	48"x24"x76 1/4"	220 lbs.	\$498.85	**

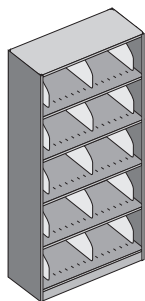
DOUBLE WALL, 88"H: 8 SHELVES / 7 OPENINGS

+ SL1208T36	36"x12"x88 1/4"	100 lbs.	\$272.35	**
+ SL1208T42	42"x12"x88 1/4"	128 lbs.	\$306.95	**
+ SL1208T48	48"x12"x88 1/4"	143 lbs.	\$330.75	**
•++ SL24D8T36	36"x24"x88 1/4"	185 lbs.	\$433.70	**
•++ SL24D8T42	42"x24"x88 1/4"	231 lbs.	\$526.40	**
•++ SL24D8T48	48"x24"x88 1/4"	256 lbs.	\$567.80	**

- Price includes 2 reinforcements per shelf, except top shelf.
- ++ 18 G Slotted
- ** 18 G Top Shelf

X-RAY SHELVING

1-800-277-1699
www.aurorashelving.com



Closed Starter Unit consists of:
Closed "L" Uprights, 18G. Slotted Shelves,
18G. Top Shelf, Shelf Supports,
Reinforcements (as noted), Back Stops or
Center Stops, Dividers, 4 1/4" Quik-Base.

STARTER UNITS

Four shelves are spaced 16 1/2" on center (with clear opening of 15 1/4").
One shelf spaced on 18" on center (with clear opening of 16 3/4").

X-RAY, 88 1/4"H: 6 SHELVES / 5 OPENINGS

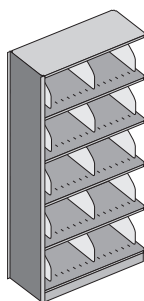
ITEM NUMBER	W	D	H	WT.	PRICE
TX15C6L36	36"	15"	88 1/4"	141 lbs.	\$309.70
TX15C6L42	42"	15"	88 1/4"	155 lbs.	\$345.80
TX15C6L48	48"	15"	88 1/4"	176 lbs.	\$394.15
•• TX18C6L36	36"	18"	88 1/4"	169 lbs.	\$359.30
•• TX18C6L42	42"	18"	88 1/4"	184 lbs.	\$391.65
••• TX18C6L48	48"	18"	88 1/4"	213 lbs.	\$453.45
••• TX30C6L36	36"	30"	88 1/4"	257 lbs.	\$581.00
••• TX30C6L42	42"	30"	88 1/4"	290 lbs.	\$619.20
••• TX30C6L48	48"	30"	88 1/4"	329 lbs.	\$723.65
••• TX36C6L36	36"	36"	88 1/4"	299 lbs.	\$647.30
•••• TX36C6L42	42"	36"	88 1/4"	345 lbs.	\$722.65
•••• TX36C6L48	48"	36"	88 1/4"	391 lbs.	\$841.40

STARTER UNITS – ▲ MOBILE READY

X-RAY, 88 1/4"H: 6 SHELVES / 5 OPENINGS

ITEM NUMBER	W	D	H	WT.	PRICE
•• TX18C6L36-M	36"	18"	88 1/4"	165 lbs.	\$357.50 ▲
•• TX18C6L42-M	42"	18"	88 1/4"	179 lbs.	\$389.30 ▲
••• TX18C6L48-M	48"	18"	88 1/4"	208 lbs.	\$450.45 ▲
••• TX36C6L36-M	36"	36"	88 1/4"	281 lbs.	\$641.30 ▲
•••• TX36C6L42-M	42"	36"	88 1/4"	305 lbs.	\$694.60 ▲
•••• TX36C6L48-M	48"	36"	88 1/4"	373 lbs.	\$815.75 ▲

- Price includes 2 reinforcements per shelf, except top shelf.
- Price includes 3 reinforcements per shelf, except top shelf.
- Price includes 4 reinforcements per shelf, except top shelf.



Open Add-on Unit consists of:
Closed "T" Upright, 18G. Slotted Shelves,
18G. Top Shelf, Shelf Supports,
Reinforcements (as noted), Back Stops or
Center Stops, Dividers, 4 1/4" Quik-Base.

ADD-ON UNITS

Four shelves are spaced 16 1/2" on center (with clear opening of 15 1/4").
One shelf spaced on 18" on center (with clear opening of 16 3/4").

X-RAY, 88 1/4"H: 6 SHELVES / 5 OPENINGS

ITEM NUMBER	W	D	H	WT.	PRICE
TX15C6T36	36"	15"	88 1/4"	127 lbs.	\$275.85
TX15C6T42	42"	15"	88 1/4"	140 lbs.	\$311.95
TX15C6T48	48"	15"	88 1/4"	162 lbs.	\$360.30
•• TX18C6T36	36"	18"	88 1/4"	153 lbs.	\$319.25
•• TX18C6T42	42"	18"	88 1/4"	168 lbs.	\$351.60
••• TX18C6T48	48"	18"	88 1/4"	197 lbs.	\$413.40
••• TX30C6T36	36"	30"	88 1/4"	233 lbs.	\$519.00
••• TX30C6T42	42"	30"	88 1/4"	267 lbs.	\$557.20
••• TX30C6T48	48"	30"	88 1/4"	306 lbs.	\$661.65
••• TX36C6T36	36"	36"	88 1/4"	272 lbs.	\$583.35
•••• TX36C6T42	42"	36"	88 1/4"	318 lbs.	\$658.70
•••• TX36C6T48	48"	36"	88 1/4"	364 lbs.	\$777.45

ADD-ON UNITS – ▲ MOBILE READY

X-RAY, 88 1/4"H: 6 SHELVES / 5 OPENINGS

ITEM NUMBER	W	D	H	WT.	PRICE
•• TX18C6T36-M	36"	18"	88 1/4"	151 lbs.	\$320.95 ▲
•• TX18C6T42-M	42"	18"	88 1/4"	163 lbs.	\$349.25 ▲
••• TX18C6T48-M	48"	18"	88 1/4"	192 lbs.	\$410.40 ▲
••• TX36C6T36-M	36"	36"	88 1/4"	255 lbs.	\$577.35 ▲
•••• TX36C6T42-M	42"	36"	88 1/4"	278 lbs.	\$630.65 ▲
•••• TX36C6T48-M	48"	36"	88 1/4"	347 lbs.	\$751.80 ▲

▲ **MOBILE READY:** Single rivet bottom shelf supports replace Quik-Base and standard supports, making attachment to mobile carriages easy, quick and secure. Holes are pre-drilled into the supports to simplify the installation process.

Price Includes: 3 file dividers per single entry opening for 36" and 42" wide.
6 file dividers per double entry opening for 36" and 42" wide.
4 file dividers per single entry opening for 48" wide.
8 file dividers per double entry opening for 48" wide.

BIN DIVIDER X-RAY SHELVING

STARTER UNITS

Units consist of: Closed "L" uprights, punched shelves,
shelf supports, back, bin dividers and 2 3/4" Quik-Base.

X-RAY, 85"H: 6 SHELVES / 5 OPENINGS

ITEM NUMBER	W	D	H	WT.	PRICE
TQ18B6L36-85	36"	18"	85"	166 lbs.	\$476.90
TQ18B6L42-85	42"	18"	85"	184 lbs.	\$538.75
TQ18B6L48-85	48"	18"	85"	213 lbs.	\$639.35

X-RAY, 88 1/4"H: 6 SHELVES / 5 OPENINGS

ITEM NUMBER	W	D	H	WT.	PRICE
TQ18B6L36	36"	18"	88 1/4"	166 lbs.	\$480.45
TQ18B6L42	42"	18"	88 1/4"	184 lbs.	\$534.55
TQ18B6L48	48"	18"	88 1/4"	212 lbs.	\$634.60

ADD-ON UNITS

Units consist of: Closed "T" uprights, punched shelves,
shelf supports, back, bin dividers and 2 3/4" Quik-Base.

X-RAY, 85"H: 6 SHELVES / 5 OPENINGS

ITEM NUMBER	W	D	H	WT.	PRICE
TQ18B6T36-85	36"	18"	85"	151 lbs.	\$436.80
TQ18B6T42-85	42"	18"	85"	168 lbs.	\$498.65
TQ18B6T48-85	48"	18"	85"	197 lbs.	\$599.25

X-RAY, 88 1/4"H: 6 SHELVES / 5 OPENINGS

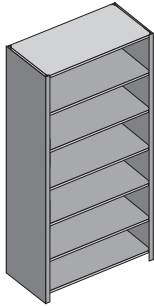
ITEM NUMBER	W	D	H	WT.	PRICE
TQ18B6T36	36"	18"	88 1/4"	151 lbs.	\$440.40
TQ18B6T42	42"	18"	88 1/4"	168 lbs.	\$494.50
TQ18B6T48	48"	18"	88 1/4"	196 lbs.	\$594.55

Price Includes: 2 bin dividers per opening on 36" and 42" wide.
3 bin dividers per opening on 48" wide.

18 GAUGE STANDARD QUIK-LOK CLOSED SHELVING

1-800-277-1699

www.aurorashelving.com



Closed Starter Unit consists of:
Closed "L" Uprights, 18G. Shelves, Back Panel, Shelf Supports.

Note: All "TQ" Starter Units are 88¼" High. Reinforcements and Quik-Base not included.

STARTER UNITS

QUIK-LOK, 88¼"H: 5 SHELVES / 4 OPENINGS

ITEM NUMBER	W	D	H	WT.	PRICE
TQ12C5L36	36"	12"	88¼"	110 lbs.	\$237.50
TQ15C5L36	36"	15"	88¼"	121 lbs.	\$260.40
TQ18C5L36	36"	18"	88¼"	132 lbs.	\$281.65
TQ24C5L36	36"	24"	88¼"	154 lbs.	\$327.15
TQ12C5L42	42"	12"	88¼"	122 lbs.	\$267.45
TQ15C5L42	42"	15"	88¼"	135 lbs.	\$293.35
TQ18C5L42	42"	18"	88¼"	147 lbs.	\$317.10
TQ24C5L42	42"	24"	88¼"	172 lbs.	\$372.10
TQ12C5L48	48"	12"	88¼"	135 lbs.	\$293.25
TQ15C5L48	48"	15"	88¼"	149 lbs.	\$325.15
TQ18C5L48	48"	18"	88¼"	162 lbs.	\$343.65
TQ24C5L48	48"	24"	88¼"	189 lbs.	\$401.90

QUIK-LOK, 88¼"H: 6 SHELVES / 5 OPENINGS

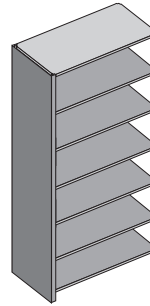
ITEM NUMBER	W	D	H	WT.	PRICE
TQ12C6L36	36"	12"	88¼"	120 lbs.	\$257.25
TQ15C6L36	36"	15"	88¼"	132 lbs.	\$283.05
TQ18C6L36	36"	18"	88¼"	145 lbs.	\$306.65
TQ24C6L36	36"	24"	88¼"	170 lbs.	\$357.05
TQ12C6L42	42"	12"	88¼"	134 lbs.	\$290.95
TQ15C6L42	42"	15"	88¼"	148 lbs.	\$320.35
TQ18C6L42	42"	18"	88¼"	162 lbs.	\$346.95
TQ24C6L42	42"	24"	88¼"	190 lbs.	\$408.75
TQ12C6L48	48"	12"	88¼"	149 lbs.	\$320.15
TQ15C6L48	48"	15"	88¼"	164 lbs.	\$356.75
TQ18C6L48	48"	18"	88¼"	180 lbs.	\$377.05
TQ24C6L48	48"	24"	88¼"	211 lbs.	\$442.75

QUIK-LOK, 88¼"H: 7 SHELVES / 6 OPENINGS

ITEM NUMBER	W	D	H	WT.	PRICE
TQ12C7L36	36"	12"	88¼"	130 lbs.	\$277.00
TQ15C7L36	36"	15"	88¼"	144 lbs.	\$305.70
TQ18C7L36	36"	18"	88¼"	158 lbs.	\$331.65
TQ24C7L36	36"	24"	88¼"	186 lbs.	\$386.95
TQ12C7L42	42"	12"	88¼"	146 lbs.	\$314.45
TQ15C7L42	42"	15"	88¼"	162 lbs.	\$347.35
TQ18C7L42	42"	18"	88¼"	178 lbs.	\$376.80
TQ24C7L42	42"	24"	88¼"	209 lbs.	\$445.40
TQ12C7L48	48"	12"	88¼"	162 lbs.	\$347.05
TQ15C7L48	48"	15"	88¼"	180 lbs.	\$388.35
TQ18C7L48	48"	18"	88¼"	197 lbs.	\$410.45
TQ24C7L48	48"	24"	88¼"	232 lbs.	\$483.60

QUIK-LOK, 88¼"H: 8 SHELVES / 7 OPENINGS

ITEM NUMBER	W	D	H	WT.	PRICE
TQ12C8L36	36"	12"	88¼"	140 lbs.	\$296.75
TQ15C8L36	36"	15"	88¼"	156 lbs.	\$328.35
TQ18C8L36	36"	18"	88¼"	171 lbs.	\$356.65
TQ24C8L36	36"	24"	88¼"	202 lbs.	\$416.85
TQ12C8L42	42"	12"	88¼"	158 lbs.	\$337.95
TQ15C8L42	42"	15"	88¼"	175 lbs.	\$374.35
TQ18C8L42	42"	18"	88¼"	193 lbs.	\$406.65
TQ24C8L42	42"	24"	88¼"	228 lbs.	\$482.05
TQ12C8L48	48"	12"	88¼"	176 lbs.	\$373.95
TQ15C8L48	48"	15"	88¼"	195 lbs.	\$419.95
TQ18C8L48	48"	18"	88¼"	215 lbs.	\$443.85
TQ24C8L48	48"	24"	88¼"	254 lbs.	\$524.45



Closed Add-on Unit consists of:
Closed "T" Upright, 18G. Shelves, Back Panel, Shelf Supports.

Note: All "TQ" Add-on Units are 88¼" High. Reinforcements and Quik-Base not included.

ADD-ON UNITS

QUIK-LOK, 88¼"H: 5 SHELVES / 4 OPENINGS

ITEM NUMBER	W	D	H	WT.	PRICE
TQ12C5T36	36"	12"	88¼"	97 lbs.	\$205.20
TQ15C5T36	36"	15"	88¼"	106 lbs.	\$226.55
TQ18C5T36	36"	18"	88¼"	116 lbs.	\$241.60
TQ24C5T36	36"	24"	88¼"	134 lbs.	\$271.80
TQ12C5T42	42"	12"	88¼"	110 lbs.	\$235.15
TQ15C5T42	42"	15"	88¼"	120 lbs.	\$259.50
TQ18C5T42	42"	18"	88¼"	131 lbs.	\$277.05
TQ24C5T42	42"	24"	88¼"	152 lbs.	\$316.75
TQ12C5T48	48"	12"	88¼"	123 lbs.	\$260.95
TQ15C5T48	48"	15"	88¼"	135 lbs.	\$291.30
TQ18C5T48	48"	18"	88¼"	146 lbs.	\$303.60
TQ24C5T48	48"	24"	88¼"	170 lbs.	\$346.55

QUIK-LOK, 88¼"H: 6 SHELVES / 5 OPENINGS

ITEM NUMBER	W	D	H	WT.	PRICE
TQ12C6T36	36"	12"	88¼"	107 lbs.	\$224.95
TQ15C6T36	36"	15"	88¼"	118 lbs.	\$249.20
TQ18C6T36	36"	18"	88¼"	129 lbs.	\$266.60
TQ24C6T36	36"	24"	88¼"	150 lbs.	\$301.70
TQ12C6T42	42"	12"	88¼"	122 lbs.	\$258.65
TQ15C6T42	42"	15"	88¼"	134 lbs.	\$286.50
TQ18C6T42	42"	18"	88¼"	146 lbs.	\$306.90
TQ24C6T42	42"	24"	88¼"	171 lbs.	\$353.40
TQ12C6T48	48"	12"	88¼"	136 lbs.	\$287.85
TQ15C6T48	48"	15"	88¼"	150 lbs.	\$322.90
TQ18C6T48	48"	18"	88¼"	164 lbs.	\$337.00
TQ24C6T48	48"	24"	88¼"	191 lbs.	\$387.40

QUIK-LOK, 88¼"H: 7 SHELVES / 6 OPENINGS

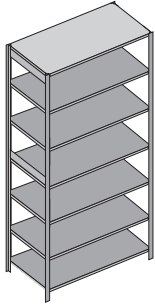
ITEM NUMBER	W	D	H	WT.	PRICE
TQ12C7T36	36"	12"	88¼"	117 lbs.	\$244.70
TQ15C7T36	36"	15"	88¼"	130 lbs.	\$271.85
TQ18C7T36	36"	18"	88¼"	142 lbs.	\$291.60
TQ24C7T36	36"	24"	88¼"	167 lbs.	\$331.60
TQ12C7T42	42"	12"	88¼"	134 lbs.	\$282.15
TQ15C7T42	42"	15"	88¼"	148 lbs.	\$313.50
TQ18C7T42	42"	18"	88¼"	162 lbs.	\$336.75
TQ24C7T42	42"	24"	88¼"	190 lbs.	\$390.05
TQ12C7T48	48"	12"	88¼"	150 lbs.	\$314.75
TQ15C7T48	48"	15"	88¼"	165 lbs.	\$354.50
TQ18C7T48	48"	18"	88¼"	181 lbs.	\$370.40
TQ24C7T48	48"	24"	88¼"	213 lbs.	\$428.25

QUIK-LOK, 88¼"H: 8 SHELVES / 7 OPENINGS

ITEM NUMBER	W	D	H	WT.	PRICE
TQ12C8T36	36"	12"	88¼"	128 lbs.	\$264.45
TQ15C8T36	36"	15"	88¼"	141 lbs.	\$294.50
TQ18C8T36	36"	18"	88¼"	155 lbs.	\$316.60
TQ24C8T36	36"	24"	88¼"	183 lbs.	\$361.50
TQ12C8T42	42"	12"	88¼"	145 lbs.	\$305.65
TQ15C8T42	42"	15"	88¼"	161 lbs.	\$340.50
TQ18C8T42	42"	18"	88¼"	177 lbs.	\$366.60
TQ24C8T42	42"	24"	88¼"	208 lbs.	\$426.70
TQ12C8T48	48"	12"	88¼"	163 lbs.	\$341.65
TQ15C8T48	48"	15"	88¼"	181 lbs.	\$386.10
TQ18C8T48	48"	18"	88¼"	199 lbs.	\$403.80
TQ24C8T48	48"	24"	88¼"	234 lbs.	\$469.10

18 GAUGE STANDARD QUIK-LOK OPEN SHELVING

1-800-277-1699
www.aurorashelving.com



Open Starter Unit consists of:
Open "L" Uprights, 18G. Shelves, Shelf Supports.

Note: All "TQ" Starter Units are 88 $\frac{1}{4}$ " High. Reinforcements and Quik-Base not included.

STARTER UNITS

QUIK-LOK, 88 $\frac{1}{4}$ "H: 5 SHELVES / 4 OPENINGS

ITEM NUMBER	W	D	H	WT.	PRICE
TQ1205L36	36"	12"	88 $\frac{1}{4}$ "	72 lbs.	\$154.45
TQ1505L36	36"	15"	88 $\frac{1}{4}$ "	80 lbs.	\$170.95
TQ1805L36	36"	18"	88 $\frac{1}{4}$ "	89 lbs.	\$187.10
TQ2405L36	36"	24"	88 $\frac{1}{4}$ "	105 lbs.	\$214.40
TQ1205L42	42"	12"	88 $\frac{1}{4}$ "	80 lbs.	\$173.20
TQ1505L42	42"	15"	88 $\frac{1}{4}$ "	90 lbs.	\$192.70
TQ1805L42	42"	18"	88 $\frac{1}{4}$ "	99 lbs.	\$211.35
TQ2405L42	42"	24"	88 $\frac{1}{4}$ "	118 lbs.	\$248.15
TQ1205L48	48"	12"	88 $\frac{1}{4}$ "	89 lbs.	\$190.20
TQ1505L48	48"	15"	88 $\frac{1}{4}$ "	99 lbs.	\$215.70
TQ1805L48	48"	18"	88 $\frac{1}{4}$ "	110 lbs.	\$229.10
TQ2405L48	48"	24"	88 $\frac{1}{4}$ "	132 lbs.	\$269.15

QUIK-LOK, 88 $\frac{1}{4}$ "H: 6 SHELVES / 5 OPENINGS

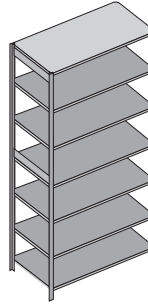
ITEM NUMBER	W	D	H	WT.	PRICE
TQ1206L36	36"	12"	88 $\frac{1}{4}$ "	82 lbs.	\$174.20
TQ1506L36	36"	15"	88 $\frac{1}{4}$ "	92 lbs.	\$193.60
TQ1806L36	36"	18"	88 $\frac{1}{4}$ "	102 lbs.	\$212.10
TQ2406L36	36"	24"	88 $\frac{1}{4}$ "	121 lbs.	\$244.30
TQ1206L42	42"	12"	88 $\frac{1}{4}$ "	92 lbs.	\$196.70
TQ1506L42	42"	15"	88 $\frac{1}{4}$ "	104 lbs.	\$219.70
TQ1806L42	42"	18"	88 $\frac{1}{4}$ "	115 lbs.	\$241.20
TQ2406L42	42"	24"	88 $\frac{1}{4}$ "	137 lbs.	\$284.80
TQ1206L48	48"	12"	88 $\frac{1}{4}$ "	102 lbs.	\$217.10
TQ1506L48	48"	15"	88 $\frac{1}{4}$ "	115 lbs.	\$247.30
TQ1806L48	48"	18"	88 $\frac{1}{4}$ "	128 lbs.	\$262.50
TQ2406L48	48"	24"	88 $\frac{1}{4}$ "	153 lbs.	\$310.00

QUIK-LOK, 88 $\frac{1}{4}$ "H: 7 SHELVES / 6 OPENINGS

ITEM NUMBER	W	D	H	WT.	PRICE
TQ1207L36	36"	12"	88 $\frac{1}{4}$ "	92 lbs.	\$193.95
TQ1507L36	36"	15"	88 $\frac{1}{4}$ "	104 lbs.	\$216.25
TQ1807L36	36"	18"	88 $\frac{1}{4}$ "	115 lbs.	\$237.10
TQ2407L36	36"	24"	88 $\frac{1}{4}$ "	138 lbs.	\$274.20
TQ1207L42	42"	12"	88 $\frac{1}{4}$ "	104 lbs.	\$220.20
TQ1507L42	42"	15"	88 $\frac{1}{4}$ "	117 lbs.	\$246.70
TQ1807L42	42"	18"	88 $\frac{1}{4}$ "	130 lbs.	\$271.05
TQ2407L42	42"	24"	88 $\frac{1}{4}$ "	156 lbs.	\$321.45
TQ1207L48	48"	12"	88 $\frac{1}{4}$ "	116 lbs.	\$244.00
TQ1507L48	48"	15"	88 $\frac{1}{4}$ "	130 lbs.	\$278.90
TQ1807L48	48"	18"	88 $\frac{1}{4}$ "	145 lbs.	\$295.90
TQ2407L48	48"	24"	88 $\frac{1}{4}$ "	174 lbs.	\$350.85

QUIK-LOK, 88 $\frac{1}{4}$ "H: 8 SHELVES / 7 OPENINGS

ITEM NUMBER	W	D	H	WT.	PRICE
TQ1208L36	36"	12"	88 $\frac{1}{4}$ "	103 lbs.	\$213.70
TQ1508L36	36"	15"	88 $\frac{1}{4}$ "	115 lbs.	\$238.90
TQ1808L36	36"	18"	88 $\frac{1}{4}$ "	128 lbs.	\$262.10
TQ2408L36	36"	24"	88 $\frac{1}{4}$ "	154 lbs.	\$304.10
TQ1208L42	42"	12"	88 $\frac{1}{4}$ "	116 lbs.	\$243.70
TQ1508L42	42"	15"	88 $\frac{1}{4}$ "	131 lbs.	\$273.70
TQ1808L42	42"	18"	88 $\frac{1}{4}$ "	145 lbs.	\$300.90
TQ2408L42	42"	24"	88 $\frac{1}{4}$ "	175 lbs.	\$358.10
TQ1208L48	48"	12"	88 $\frac{1}{4}$ "	129 lbs.	\$270.90
TQ1508L48	48"	15"	88 $\frac{1}{4}$ "	146 lbs.	\$310.50
TQ1808L48	48"	18"	88 $\frac{1}{4}$ "	162 lbs.	\$329.30
TQ2408L48	48"	24"	88 $\frac{1}{4}$ "	196 lbs.	\$391.70



Open Add-on Unit consists of:
Open "T" Upright, 18G. Shelves, Shelf Supports.

Note: All "TQ" Add-on Units are 88 $\frac{1}{4}$ " High. Reinforcements and Quik-Base not included.

ADD-ON UNITS

QUIK-LOK, 88 $\frac{1}{4}$ "H: 5 SHELVES / 4 OPENINGS

ITEM NUMBER	W	D	H	WT.	PRICE
TQ1205T36	36"	12"	88 $\frac{1}{4}$ "	65 lbs.	\$137.75
TQ1505T36	36"	15"	88 $\frac{1}{4}$ "	73 lbs.	\$153.35
TQ1805T36	36"	18"	88 $\frac{1}{4}$ "	81 lbs.	\$166.40
TQ2405T36	36"	24"	88 $\frac{1}{4}$ "	97 lbs.	\$189.90
TQ1205T42	42"	12"	88 $\frac{1}{4}$ "	74 lbs.	\$156.50
TQ1505T42	42"	15"	88 $\frac{1}{4}$ "	83 lbs.	\$175.10
TQ1805T42	42"	18"	88 $\frac{1}{4}$ "	92 lbs.	\$190.65
TQ2405T42	42"	24"	88 $\frac{1}{4}$ "	110 lbs.	\$223.65
TQ1205T48	48"	12"	88 $\frac{1}{4}$ "	82 lbs.	\$173.50
TQ1505T48	48"	15"	88 $\frac{1}{4}$ "	92 lbs.	\$198.10
TQ1805T48	48"	18"	88 $\frac{1}{4}$ "	103 lbs.	\$208.40
TQ2405T48	48"	24"	88 $\frac{1}{4}$ "	123 lbs.	\$244.65

QUIK-LOK, 88 $\frac{1}{4}$ "H: 6 SHELVES / 5 OPENINGS

ITEM NUMBER	W	D	H	WT.	PRICE
TQ1206T36	36"	12"	88 $\frac{1}{4}$ "	75 lbs.	\$157.50
TQ1506T36	36"	15"	88 $\frac{1}{4}$ "	85 lbs.	\$176.00
TQ1806T36	36"	18"	88 $\frac{1}{4}$ "	94 lbs.	\$191.40
TQ2406T36	36"	24"	88 $\frac{1}{4}$ "	113 lbs.	\$219.80
TQ1206T42	42"	12"	88 $\frac{1}{4}$ "	85 lbs.	\$180.00
TQ1506T42	42"	15"	88 $\frac{1}{4}$ "	96 lbs.	\$202.10
TQ1806T42	42"	18"	88 $\frac{1}{4}$ "	107 lbs.	\$220.50
TQ2406T42	42"	24"	88 $\frac{1}{4}$ "	129 lbs.	\$260.30
TQ1206T48	48"	12"	88 $\frac{1}{4}$ "	95 lbs.	\$200.40
TQ1506T48	48"	15"	88 $\frac{1}{4}$ "	108 lbs.	\$229.70
TQ1806T48	48"	18"	88 $\frac{1}{4}$ "	120 lbs.	\$241.80
TQ2406T48	48"	24"	88 $\frac{1}{4}$ "	145 lbs.	\$285.50

QUIK-LOK, 88 $\frac{1}{4}$ "H: 7 SHELVES / 6 OPENINGS

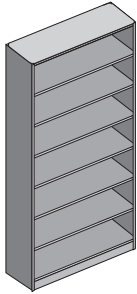
ITEM NUMBER	W	D	H	WT.	PRICE
TQ1207T36	36"	12"	88 $\frac{1}{4}$ "	85 lbs.	\$177.25
TQ1507T36	36"	15"	88 $\frac{1}{4}$ "	96 lbs.	\$198.65
TQ1807T36	36"	18"	88 $\frac{1}{4}$ "	107 lbs.	\$216.40
TQ2407T36	36"	24"	88 $\frac{1}{4}$ "	129 lbs.	\$249.70
TQ1207T42	42"	12"	88 $\frac{1}{4}$ "	97 lbs.	\$203.50
TQ1507T42	42"	15"	88 $\frac{1}{4}$ "	110 lbs.	\$229.10
TQ1807T42	42"	18"	88 $\frac{1}{4}$ "	122 lbs.	\$250.35
TQ2407T42	42"	24"	88 $\frac{1}{4}$ "	148 lbs.	\$296.95
TQ1207T48	48"	12"	88 $\frac{1}{4}$ "	109 lbs.	\$227.30
TQ1507T48	48"	15"	88 $\frac{1}{4}$ "	123 lbs.	\$261.30
TQ1807T48	48"	18"	88 $\frac{1}{4}$ "	137 lbs.	\$275.20
TQ2407T48	48"	24"	88 $\frac{1}{4}$ "	166 lbs.	\$326.35

QUIK-LOK, 88 $\frac{1}{4}$ "H: 8 SHELVES / 7 OPENINGS

ITEM NUMBER	W	D	H	WT.	PRICE
TQ1208T36	36"	12"	88 $\frac{1}{4}$ "	96 lbs.	\$197.00
TQ1508T36	36"	15"	88 $\frac{1}{4}$ "	108 lbs.	\$221.30
TQ1808T36	36"	18"	88 $\frac{1}{4}$ "	120 lbs.	\$241.40
TQ2408T36	36"	24"	88 $\frac{1}{4}$ "	145 lbs.	\$279.60
TQ1208T42	42"	12"	88 $\frac{1}{4}$ "	109 lbs.	\$227.00
TQ1508T42	42"	15"	88 $\frac{1}{4}$ "	123 lbs.	\$256.10
TQ1808T42	42"	18"	88 $\frac{1}{4}$ "	138 lbs.	\$280.20
TQ2408T42	42"	24"	88 $\frac{1}{4}$ "	166 lbs.	\$333.60
TQ1208T48	48"	12"	88 $\frac{1}{4}$ "	122 lbs.	\$254.20
TQ1508T48	48"	15"	88 $\frac{1}{4}$ "	139 lbs.	\$292.90
TQ1808T48	48"	18"	88 $\frac{1}{4}$ "	155 lbs.	\$308.60
TQ2408T48	48"	24"	88 $\frac{1}{4}$ "	187 lbs.	\$367.20

LIBRARY SHELVING – CLOSED BACK

1-800-277-1699
www.aurorashelving.com

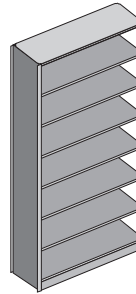


Closed Starter Unit consists of:
Double Wall Closed "L" Uprights, 22G.
Shelves, 22G. Back Panel, Shelf Supports,
4 1/4" Quik-Base.

STARTER UNITS

Shelves are spaced on 12" centers, providing 11 1/4" clearance.
Shelf supports are adjustable on 1/2" increments.

LIBRARY, 40 1/4"H: 3 OPENINGS				
ITEM NUMBER	W	D	H	WT. PRICE
TL09C3L36	36"x	9"x	40 1/4"	56 lbs. \$200.80
TL09C3L42	42"x	9"x	40 1/4"	70 lbs. \$229.05
TL09C3L48	48"x	9"x	40 1/4"	78 lbs. \$250.25
TL12C3L36	36"x	12"x	40 1/4"	63 lbs. \$218.30
TL12C3L42	42"x	12"x	40 1/4"	77 lbs. \$245.50
TL12C3L48	48"x	12"x	40 1/4"	85 lbs. \$265.50



Closed Add-on Unit consists of:
Double Wall Closed "T" Upright, 22G.
Shelves, 22G. Back Panel, Shelf Supports,
4 1/4" Quik-Base.

ADD-ON UNITS

Shelves are spaced on 12" centers, providing 11 1/4" clearance.
Shelf supports are adjustable on 1/2" increments.

LIBRARY, 40 1/4"H: 3 OPENINGS				
ITEM NUMBER	W	D	H	WT. PRICE
TL09C3T36	36"x	9"x	40 1/4"	49 lbs. \$162.05
TL09C3T42	42"x	9"x	40 1/4"	63 lbs. \$190.30
TL09C3T48	48"x	9"x	40 1/4"	70 lbs. \$211.50
TL12C3T36	36"x	12"x	40 1/4"	53 lbs. \$175.60
TL12C3T42	42"x	12"x	40 1/4"	68 lbs. \$202.80
TL12C3T48	48"x	12"x	40 1/4"	76 lbs. \$222.80

All "TL" units listed above do not include a top shelf and require laminate tops. See page 26 for laminate top information. Uprights include counter top flange. **NOTE:** To properly size laminate top, a floor plan sketch must accompany all orders for 40 1/4" high units.

LIBRARY, 64 1/4"H: 6 SHELVES / 5 OPENINGS

L09C6L30	30"x	9"x	64 1/4"	79 lbs. \$258.40
L09C6L36	36"x	9"x	64 1/4"	90 lbs. \$262.80
L09C6L42	42"x	9"x	64 1/4"	112 lbs. \$297.60
L09C6L48	48"x	9"x	64 1/4"	124 lbs. \$328.95
L12C6L30	30"x	12"x	64 1/4"	89 lbs. \$275.40
L12C6L36	36"x	12"x	64 1/4"	101 lbs. \$278.00
L12C6L42	42"x	12"x	64 1/4"	124 lbs. \$314.80
L12C6L48	48"x	12"x	64 1/4"	136 lbs. \$343.70

LIBRARY, 76 1/4"H: 7 SHELVES / 6 OPENINGS

L09C7L30	30"x	9"x	76 1/4"	93 lbs. \$288.30
L09C7L36	36"x	9"x	76 1/4"	105 lbs. \$289.15
L09C7L42	42"x	9"x	76 1/4"	131 lbs. \$333.80
L09C7L48	48"x	9"x	76 1/4"	144 lbs. \$368.10
L12C7L30	30"x	12"x	76 1/4"	104 lbs. \$305.20
L12C7L36	36"x	12"x	76 1/4"	118 lbs. \$305.35
L12C7L42	42"x	12"x	76 1/4"	144 lbs. \$347.55
L12C7L48	48"x	12"x	76 1/4"	159 lbs. \$379.05

LIBRARY, 88 1/4"H: 8 SHELVES / 7 OPENINGS

L09C8L30	30"x	9"x	88 1/4"	106 lbs. \$308.30
L09C8L36	36"x	9"x	88 1/4"	120 lbs. \$313.55
L09C8L42	42"x	9"x	88 1/4"	149 lbs. \$357.60
L09C8L48	48"x	9"x	88 1/4"	165 lbs. \$396.20
L12C8L30	30"x	12"x	88 1/4"	120 lbs. \$341.00
L12C8L36	36"x	12"x	88 1/4"	135 lbs. \$345.45
L12C8L42	42"x	12"x	88 1/4"	165 lbs. \$386.70
L12C8L48	48"x	12"x	88 1/4"	182 lbs. \$422.10

LIBRARY, 64 1/4"H: 6 SHELVES / 5 OPENINGS

L09C6T30	30"x	9"x	64 1/4"	68 lbs. \$217.30
L09C6T36	36"x	9"x	64 1/4"	78 lbs. \$221.70
L09C6T42	42"x	9"x	64 1/4"	100 lbs. \$256.50
L09C6T48	48"x	9"x	64 1/4"	112 lbs. \$287.85
L12C6T30	30"x	12"x	64 1/4"	75 lbs. \$232.85
L12C6T36	36"x	12"x	64 1/4"	86 lbs. \$235.45
L12C6T42	42"x	12"x	64 1/4"	109 lbs. \$272.25
L12C6T48	48"x	12"x	64 1/4"	122 lbs. \$301.15

LIBRARY, 76 1/4"H: 7 SHELVES / 6 OPENINGS

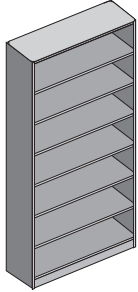
L09C7T30	30"x	9"x	76 1/4"	79 lbs. \$240.15
L09C7T36	36"x	9"x	76 1/4"	91 lbs. \$241.00
L09C7T42	42"x	9"x	76 1/4"	116 lbs. \$285.65
L09C7T48	48"x	9"x	76 1/4"	130 lbs. \$319.95
L12C7T30	30"x	12"x	76 1/4"	87 lbs. \$261.65
L12C7T36	36"x	12"x	76 1/4"	100 lbs. \$261.80
L12C7T42	42"x	12"x	76 1/4"	127 lbs. \$304.00
L12C7T48	48"x	12"x	76 1/4"	142 lbs. \$335.50

LIBRARY, 88 1/4"H: 8 SHELVES / 7 OPENINGS

L09C8T30	30"x	9"x	88 1/4"	90 lbs. \$264.20
L09C8T36	36"x	9"x	88 1/4"	104 lbs. \$269.45
L09C8T42	42"x	9"x	88 1/4"	133 lbs. \$313.50
L09C8T48	48"x	9"x	88 1/4"	149 lbs. \$352.10
L12C8T30	30"x	12"x	88 1/4"	100 lbs. \$292.15
L12C8T36	36"x	12"x	88 1/4"	115 lbs. \$296.60
L12C8T42	42"x	12"x	88 1/4"	145 lbs. \$337.85
L12C8T48	48"x	12"x	88 1/4"	162 lbs. \$373.25

LIBRARY SHELVING – OPEN BACK

1-800-277-1699
www.aurorashelving.com



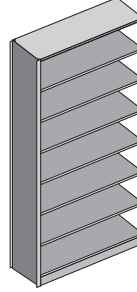
Open Starter Unit consists of:
Double Wall Closed "L" Uprights, Shelves,
Shelf Supports, Reinforcements (as noted),
4 1/4" Quik-Base.

Note: Prices for double face units do not include center stops.

STARTER UNITS

Shelves are spaced on 12" centers, providing 11 1/4" clearance.
Shelf supports are adjustable on 1/2" increments.

LIBRARY, 40 1/4"H: 3 OPENINGS				
ITEM NUMBER	W D H	WT.	PRICE	
+ TL0903L36	36"x 9"x40 1/4"	44 lbs.	\$160.55	
+ TL0903L42	42"x 9"x40 1/4"	56 lbs.	\$176.65	
+ TL0903L48	48"x 9"x40 1/4"	62 lbs.	\$189.50	
++ TL18D3L36	36"x18"x40 1/4"	78 lbs.	\$212.10	
++ TL18D3L42	42"x18"x40 1/4"	92 lbs.	\$235.85	
++ TL18D3L48	48"x18"x40 1/4"	102 lbs.	\$250.35	
+ TL1203L36	36"x12"x40 1/4"	51 lbs.	\$178.05	
+ TL1203L42	42"x12"x40 1/4"	63 lbs.	\$193.10	
+ TL1203L48	48"x12"x40 1/4"	69 lbs.	\$204.75	
+++ TL24D3L36	36"x24"x40 1/4"	97 lbs.	\$264.65	
+++ TL24D3L42	42"x24"x40 1/4"	116 lbs.	\$296.35	
+++ TL24D3L48	48"x24"x40 1/4"	127 lbs.	\$316.55	



Open Add-on Unit consists of:
Double Wall Closed "T" Upright, Shelves,
Shelf Supports, Reinforcements (as noted),
4 1/4" Quik-Base.

Note: Prices for double face units do not include center stops.

ADD-ON UNITS

Shelves are spaced on 12" centers, providing 11 1/4" clearance.
Shelf supports are adjustable on 1/2" increments.

LIBRARY, 40 1/4"H: 3 OPENINGS				
ITEM NUMBER	W D H	WT.	PRICE	
+ TL0903T36	36"x 9"x40 1/4"	37 lbs.	\$121.80	
+ TL0903T42	42"x 9"x40 1/4"	48 lbs.	\$137.90	
+ TL0903T48	48"x 9"x40 1/4"	54 lbs.	\$150.75	
++ TL18D3T36	36"x18"x40 1/4"	65 lbs.	\$158.35	
++ TL18D3T42	42"x18"x40 1/4"	79 lbs.	\$182.10	
++ TL18D3T48	48"x18"x40 1/4"	88 lbs.	\$196.60	
+ TL1203T36	36"x12"x40 1/4"	41 lbs.	\$135.35	
+ TL1203T42	42"x12"x40 1/4"	53 lbs.	\$150.40	
+ TL1203T48	48"x12"x40 1/4"	59 lbs.	\$162.05	
+++ TL24D3T36	36"x24"x40 1/4"	80 lbs.	\$197.45	
+++ TL24D3T42	42"x24"x40 1/4"	100 lbs.	\$229.15	
+++ TL24D3T48	48"x24"x40 1/4"	110 lbs.	\$249.35	

All "TL" units listed above do not include a top shelf and require laminate tops. See page 26 for laminate top information. Uprights include counter top flange. **NOTE:** To properly size laminate top, a floor plan sketch must accompany all orders for 40 1/4" high units.

LIBRARY, 64 1/4"H: 6 SHELVES / 5 OPENINGS

+ L0906L30	30"x 9"x64 1/4"	64 lbs.	\$211.85	*
+ L0906L36	36"x 9"x64 1/4"	71 lbs.	\$213.95	*
+ L0906L42	42"x 9"x64 1/4"	89 lbs.	\$238.90	*
+ L0906L48	48"x 9"x64 1/4"	98 lbs.	\$260.50	*
++ L18D6L30	30"x18"x64 1/4"	111 lbs.	\$300.95	*
++ L18D6L36	36"x18"x64 1/4"	125 lbs.	\$296.10	*
++ L18D6L42	42"x18"x64 1/4"	149 lbs.	\$336.40	*
++ L18D6L48	48"x18"x64 1/4"	164 lbs.	\$361.35	*
+ L1206L30	30"x12"x64 1/4"	74 lbs.	\$228.85	*
+ L1206L36	36"x12"x64 1/4"	81 lbs.	\$229.15	*
+ L1206L42	42"x12"x64 1/4"	101 lbs.	\$256.10	*
+ L1206L48	48"x12"x64 1/4"	111 lbs.	\$275.25	*
+++ L24D6L30	30"x24"x64 1/4"	141 lbs.	\$355.25	*
+++ L24D6L36	36"x24"x64 1/4"	157 lbs.	\$368.85	*
+++ L24D6L42	42"x24"x64 1/4"	190 lbs.	\$424.20	*
+++ L24D6L48	48"x24"x64 1/4"	207 lbs.	\$459.35	*

- Price includes 1 reinforcement per shelf, except top shelf.
- + 22 G Shelf
- * 22 G Top Shelf

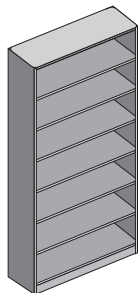
LIBRARY, 64 1/4"H: 6 SHELVES / 5 OPENINGS

+ L0906T30	30"x 9"x64 1/4"	52 lbs.	\$170.75	*
+ L0906T36	36"x 9"x64 1/4"	59 lbs.	\$172.85	*
+ L0906T42	42"x 9"x64 1/4"	77 lbs.	\$197.80	*
+ L0906T48	48"x 9"x64 1/4"	86 lbs.	\$219.40	*
++ L18D6T30	30"x18"x64 1/4"	91 lbs.	\$246.10	*
++ L18D6T36	36"x18"x64 1/4"	104 lbs.	\$241.25	*
++ L18D6T42	42"x18"x64 1/4"	129 lbs.	\$281.55	*
++ L18D6T48	48"x18"x64 1/4"	143 lbs.	\$306.50	*
+ L1206T30	30"x12"x64 1/4"	59 lbs.	\$186.30	*
+ L1206T36	36"x12"x64 1/4"	67 lbs.	\$186.60	*
+ L1206T42	42"x12"x64 1/4"	86 lbs.	\$213.55	*
+ L1206T48	48"x12"x64 1/4"	96 lbs.	\$232.70	*
+++ L24D6T30	30"x24"x64 1/4"	115 lbs.	\$280.55	*
+++ L24D6T36	36"x24"x64 1/4"	132 lbs.	\$294.15	*
+++ L24D6T42	42"x24"x64 1/4"	164 lbs.	\$349.50	*
+++ L24D6T48	48"x24"x64 1/4"	182 lbs.	\$384.65	*

- Price includes 2 reinforcements per shelf, except top shelf.
- ++ 18 G

LIBRARY SHELVING – OPEN BACK

1-800-277-1699
www.aurorashelving.com



Open Starter Unit consists of:
Double Wall Closed "L" Uprights, Shelves,
Shelf Supports, Reinforcements (as noted),
4 1/4" Quik-Base.

Note: Prices for double face units do not include center stops.

STARTER UNITS

Shelves are spaced on 12" centers, providing 11 1/4" clearance.
Shelf supports are adjustable on 1/2" increments.

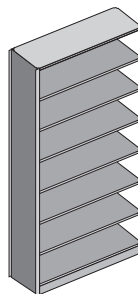
LIBRARY, 76 1/4"H: 7 SHELVES / 6 OPENINGS

ITEM NUMBER	W	D	H	WT.	PRICE
+ L0907L30	30"x	9"x	76 1/4"	74 lbs.	\$235.25
+ L0907L36	36"x	9"x	76 1/4"	82 lbs.	\$237.55
+ L0907L42	42"x	9"x	76 1/4"	104 lbs.	\$266.35
+ L0907L48	48"x	9"x	76 1/4"	114 lbs.	\$292.50
++ L18D7L30	30"x	18"x	76 1/4"	132 lbs.	\$329.15
++ L18D7L36	36"x	18"x	76 1/4"	148 lbs.	\$321.50
++ L18D7L42	42"x	18"x	76 1/4"	177 lbs.	\$367.55
++ L18D7L48	48"x	18"x	76 1/4"	195 lbs.	\$396.75
+ L1207L30	30"x	12"x	76 1/4"	86 lbs.	\$252.15
+ L1207L36	36"x	12"x	76 1/4"	95 lbs.	\$253.75
+ L1207L42	42"x	12"x	76 1/4"	118 lbs.	\$280.10
+ L1207L48	48"x	12"x	76 1/4"	129 lbs.	\$303.45
+++ L24D7L30	30"x	24"x	76 1/4"	168 lbs.	\$382.60
+++ L24D7L36	36"x	24"x	76 1/4"	188 lbs.	\$398.75
+++ L24D7L42	42"x	24"x	76 1/4"	227 lbs.	\$461.35
+++ L24D7L48	48"x	24"x	76 1/4"	248 lbs.	\$503.85

LIBRARY, 88 1/4"H: 8 SHELVES / 7 OPENINGS

+ L0908L30	30"x	9"x	88 1/4"	84 lbs.	\$252.40
+ L0908L36	36"x	9"x	88 1/4"	94 lbs.	\$255.00
+ L0908L42	42"x	9"x	88 1/4"	119 lbs.	\$287.85
+ L0908L48	48"x	9"x	88 1/4"	130 lbs.	\$317.65
++ L18D8L30	30"x	18"x	88 1/4"	151 lbs.	\$365.50
++ L18D8L36	36"x	18"x	88 1/4"	169 lbs.	\$356.70
++ L18D8L42	42"x	18"x	88 1/4"	202 lbs.	\$409.20
++ L18D8L48	48"x	18"x	88 1/4"	223 lbs.	\$442.40
+ L1208L30	30"x	12"x	88 1/4"	98 lbs.	\$285.10
+ L1208L36	36"x	12"x	88 1/4"	108 lbs.	\$286.90
+ L1208L42	42"x	12"x	88 1/4"	134 lbs.	\$316.95
+ L1208L48	48"x	12"x	88 1/4"	147 lbs.	\$343.55
+++ L24D8L30	30"x	24"x	88 1/4"	192 lbs.	\$426.00
+++ L24D8L36	36"x	24"x	88 1/4"	214 lbs.	\$444.40
+++ L24D8L42	42"x	24"x	88 1/4"	259 lbs.	\$516.10
+++ L24D8L48	48"x	24"x	88 1/4"	283 lbs.	\$564.50

- Price includes 1 reinforcement per shelf, except top shelf.
- + 22 G Shelves
- ++ 18 G Shelves



Open Add-on Unit consists of:
Double Wall Closed "T" Upright, Shelves,
Shelf Supports, Reinforcements (as noted),
4 1/4" Quik-Base.

Note: Prices for double face units do not include center stops.

ADD-ON UNITS

Shelves are spaced on 12" centers, providing 11 1/4" clearance.
Shelf supports are adjustable on 1/2" increments.

LIBRARY, 76 1/4"H: 7 SHELVES / 6 OPENINGS

ITEM NUMBER	W	D	H	WT.	PRICE
+ L0907T30	30"x	9"x	76 1/4"	60 lbs.	\$187.10
+ L0907T36	36"x	9"x	76 1/4"	68 lbs.	\$189.40
+ L0907T42	42"x	9"x	76 1/4"	90 lbs.	\$218.20
+ L0907T48	48"x	9"x	76 1/4"	100 lbs.	\$244.35
++ L18D7T30	30"x	18"x	76 1/4"	108 lbs.	\$274.95
++ L18D7T36	36"x	18"x	76 1/4"	125 lbs.	\$267.30
++ L18D7T42	42"x	18"x	76 1/4"	153 lbs.	\$313.35
++ L18D7T48	48"x	18"x	76 1/4"	171 lbs.	\$342.55
+ L1207T30	30"x	12"x	76 1/4"	68 lbs.	\$208.60
+ L1207T36	36"x	12"x	76 1/4"	77 lbs.	\$210.20
+ L1207T42	42"x	12"x	76 1/4"	100 lbs.	\$236.55
+ L1207T48	48"x	12"x	76 1/4"	111 lbs.	\$259.90
+++ L24D7T30	30"x	24"x	76 1/4"	138 lbs.	\$317.50
+++ L24D7T36	36"x	24"x	76 1/4"	158 lbs.	\$333.65
+++ L24D7T42	42"x	24"x	76 1/4"	196 lbs.	\$396.25
+++ L24D7T48	48"x	24"x	76 1/4"	218 lbs.	\$438.75

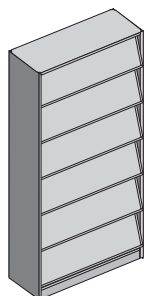
LIBRARY, 88 1/4"H: 8 SHELVES / 7 OPENINGS

+ L0908T30	30"x	9"x	88 1/4"	68 lbs.	\$208.30
+ L0908T36	36"x	9"x	88 1/4"	77 lbs.	\$210.90
+ L0908T42	42"x	9"x	88 1/4"	102 lbs.	\$243.75
+ L0908T48	48"x	9"x	88 1/4"	114 lbs.	\$273.55
++ L18D8T30	30"x	18"x	88 1/4"	123 lbs.	\$307.35
++ L18D8T36	36"x	18"x	88 1/4"	142 lbs.	\$298.55
++ L18D8T42	42"x	18"x	88 1/4"	175 lbs.	\$351.05
++ L18D8T48	48"x	18"x	88 1/4"	195 lbs.	\$384.25
+ L1208T30	30"x	12"x	88 1/4"	78 lbs.	\$236.25
+ L1208T36	36"x	12"x	88 1/4"	88 lbs.	\$238.05
+ L1208T42	42"x	12"x	88 1/4"	114 lbs.	\$268.10
+ L1208T48	48"x	12"x	88 1/4"	127 lbs.	\$294.70
+++ L24D8T30	30"x	24"x	88 1/4"	157 lbs.	\$355.80
+++ L24D8T36	36"x	24"x	88 1/4"	180 lbs.	\$374.20
+++ L24D8T42	42"x	24"x	88 1/4"	224 lbs.	\$445.90
+++ L24D8T48	48"x	24"x	88 1/4"	248 lbs.	\$494.30

- Price includes 2 reinforcements per shelf, except top shelf.

LIBRARY – MAGAZINE & NEWSPAPER

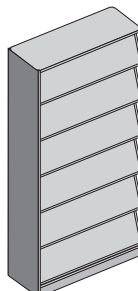
1-800-277-1699
www.aurorashelving.com



Closed Starter Unit consists of:
Double Wall Closed "L" Uprights, Shelves,
Magazine Doors, Back Panel, Shelf
Supports, 4¼" Quik-Base.

STARTER UNITS

ITEM NUMBER	W	D	H	WT.	PRICE
+ L12M6L	36"	12"	x76¼"	149 lbs.	\$469.05
++ L24M6L	36"	24"	x76¼"	243 lbs.	\$723.50
+ L12M7L	36"	12"	x88¼"	174 lbs.	\$545.90
++ L24M7L	36"	24"	x88¼"	284 lbs.	\$840.65



Closed Add-on Unit consists of:
Double Wall Closed "T" Upright, Shelves,
Magazine Doors, Back Panel, Shelf
Supports, 4¼" Quik-Base.

ADD-ON UNITS

ITEM NUMBER	W	D	H	WT.	PRICE
+ L12M6T	36"	12"	x76¼"	132 lbs.	\$425.50
++ L24M6T	36"	24"	x76¼"	213 lbs.	\$658.40
+ L12M7T	36"	12"	x88¼"	154 lbs.	\$497.05
++ L24M7T	36"	24"	x88¼"	249 lbs.	\$770.45

NOTES: 3613MD Magazine Door is used for both 88¼" high and 76¼" high units. 6 Magazine Doors are used on 88¼" high units on 13½" (4 ea.) and 15" (2 ea.) openings. 5 Magazine Doors are used on 76¼" high units on 13½" (2 ea.) and 15" (3 ea.) openings.

NEWSPAPER RACKS

STARTER UNITS

ITEM NUMBER	W	D	H	WT.	PRICE
L12N3L	36"	12"	x76¼"	96 lbs.	\$387.75
L12N4L	36"	12"	x88¼"	113 lbs.	\$427.85

ADD-ON UNITS

ITEM NUMBER	W	D	H	WT.	PRICE
L12N3T	36"	12"	x76¼"	79 lbs.	\$344.20
L12N4T	36"	12"	x88¼"	93 lbs.	\$379.00

NOTE: Newspaper Racks include 2 Newspaper levels with 3 each of 36NS (Newspaper Sticks) per level.

LIBRARY, MAGAZINE & NEWSPAPER ACCESSORIES

MAGAZINE DOOR

ITEM NUMBER	W	D	H	WT.	PRICE
3613MD	33"	12"		8 lbs.	\$36.75

SLOPING SHELF

ITEM NUMBER	W	D	H	WT.	PRICE
3612AS	34"	12"		5 lbs.	\$15.60

NEWSPAPER HOLDER & STICK

ITEM NUMBER	W	D	H	WT.	PRICE
12SHL	(Left Hand Holder)			1 lbs.	\$13.05
12SHR	(Right Hand Holder)			1 lbs.	\$13.05
36NS	33" Wide Stick			1 lbs.	\$18.40

LABEL HOLDER

ITEM NUMBER	W	D	H	WT.	PRICE
(36LHT	34"		½"	½ lbs.	\$1.10
(42LHT	40"		½"	¾ lbs.	\$2.45
(48LHT	46"		½"	¾ lbs.	\$2.80

WIRE BOOK SUPPORT*

ITEM NUMBER	W	D	H	WT.	PRICE
9WS			10¼"	¼ lbs.	\$2.60

MAGNETIC CARD HOLDER

ITEM NUMBER	W	D	H	WT.	PRICE
599	5"		3"	¼ lbs.	\$12.55

MAGNETIC FOLLOWER

ITEM NUMBER	W	D	H	WT.	PRICE
041	6¾"		7½"	2 lbs.	\$13.30

+ 22 G Shelves
++ 18 G Shelves

*To be used with ¾" high support
(Available in Desert Sand and Pewter Only

CINE FILM STORAGE

1-800-277-1699
www.aurorashelving.com



STARTER UNITS

ITEM NUMBER	W	D	H	5½" CAN CAP.	WT.	PRICE
CR12C13L	36"	12"	x88¼"	494	114 lbs.	\$364.75
ITEM NUMBER	W	D	H	7½" CAN CAP.	WT.	PRICE
CR15C9L	36"	15"	x88¼"	342	104 lbs.	\$308.75
ITEM NUMBER	W	D	H	PCS/CTN.	WT.	PRICE
3612CR	12"		CAN RACKS	13	4 lbs.	\$216.45
3615CR	15"		CAN RACKS	9	4 lbs.	\$164.25

ADD-ON UNITS

ITEM NUMBER	W	D	H	5½" CAN CAP.	WT.	PRICE
CR12O13T	36"	12"	x88¼"	494	96 lbs.	\$305.55
ITEM NUMBER	W	D	H	7½" CAN CAP.	WT.	PRICE
CR15O9T	36"	15"	x88¼"	342	83 lbs.	\$260.25

NOTE: 12" and 15" can racks must be ordered in full carton quantities.

EDP PRINT-OUT STORAGE

BINDER CHANNEL

ITEM NUMBER	W	D	H	WT.	PRICE
12BC		12"		¼ lbs.	\$4.60
15BC		15"		¼ lbs.	\$5.05
18BC		18"		¼ lbs.	\$5.60
24BC		24"		¼ lbs.	\$6.30
30BC		30"		¾ lbs.	\$7.30

VINYL T-BAR

ITEM NUMBER	W	D	H	WT.	PRICE
12T		12"		¼ lbs.	\$3.80
15T		15"		¼ lbs.	\$3.95
18T		18"		¼ lbs.	\$4.40

NOTE: U-channel fits over thin-shelf supports. T-bar slides in channel for easy removal of printout binders. Vinyl T-bars have holes to accommodate standard computer printout sizes. Order only uprights, TS shelf supports and top and bottom shelves (no other shelves), plus channels and vinyl T-bars to complete the system.

VIDEO TAPE STORAGE SHELF

ITEM NUMBER	W	D	H	WT.	PRICE
3009V	28"	x9"	x4¼"	6 lbs.	\$30.65
3609V	34"	x9"	x4¼"	7 lbs.	\$32.15
4209V	30"	x9"	x4¼"	8 lbs.	\$33.80
4809V	46"	x9"	x4¼"	9 lbs.	\$35.30
3016V	28"	x16"	x4¼"	10 lbs.	\$39.90
3616V	34"	x16"	x4¼"	12 lbs.	\$42.40
4216V	42"	x16"	x4¼"	14 lbs.	\$48.65
4816V	48"	x16"	x4¼"	16 lbs.	\$47.55

NOTE: For use with Library Uprights 9" and 16" deep.

SHELVING COMPONENTS – L&T UPRIGHTS

1-800-277-1699
www.aurorashelving.com



CLOSED “L” UPRIGHT

ITEM NUMBER	D	H	WT.	PRICE
1240CL	12"x40¼"		7 lbs.	\$25.35
1340CL	13"x40¼"		8 lbs.	\$27.75
1540CL	15"x40¼"		8 lbs.	\$30.15
1640CL	16"x40¼"		9 lbs.	\$30.70
1840CL	18"x40¼"		9 lbs.	\$31.00
2440CL	24"x40¼"		11 lbs.	\$33.60
2640CL	26"x40¼"		11 lbs.	\$36.35
3040CL	30"x40¼"		12 lbs.	\$38.85
3240CL	32"x40¼"		13 lbs.	\$40.15
3640CL	36"x40¼"		14 lbs.	\$40.55
1264CL	12"x64¼"		12 lbs.	\$32.25
1364CL	13"x64¼"		12 lbs.	\$35.95
1564CL	15"x64¼"		13 lbs.	\$38.15
1664CL	16"x64¼"		14 lbs.	\$36.05
1864CL	18"x64¼"		14 lbs.	\$39.40
2464CL	24"x64¼"		17 lbs.	\$42.55
2664CL	26"x64¼"		18 lbs.	\$47.80
3064CL	30"x64¼"		20 lbs.	\$52.95
3264CL	32"x64¼"		21 lbs.	\$55.45
3664CL	36"x64¼"		22 lbs.	\$56.00
1276CL	12"x76¼"		14 lbs.	\$37.10
1376CL	13"x76¼"		15 lbs.	\$38.25
1576CL	15"x76¼"		16 lbs.	\$39.20
1676CL	16"x76¼"		16 lbs.	\$42.20
1876CL	18"x76¼"		17 lbs.	\$42.20
2476CL	24"x76¼"		20 lbs.	\$52.40
2676CL	26"x76¼"		21 lbs.	\$57.05
3076CL	30"x76¼"		23 lbs.	\$62.00
3276CL	32"x76¼"		24 lbs.	\$63.25
3676CL	36"x76¼"		26 lbs.	\$65.45
1285CL	12"x85¼"		16 lbs.	\$41.85
1385CL	13"x85¼"		16 lbs.	\$43.75
1585CL	15"x85¼"		17 lbs.	\$45.40
1685CL	16"x85¼"		18 lbs.	\$46.60
1885CL	18"x85¼"		19 lbs.	\$48.80
2485CL	24"x85¼"		23 lbs.	\$53.20
2685CL	26"x85¼"		24 lbs.	\$61.15
3085CL	30"x85¼"		26 lbs.	\$61.15
3285CL	32"x85¼"		27 lbs.	\$66.45
3685CL	36"x85¼"		30 lbs.	\$68.65
1288CL	12"x88¼"		16 lbs.	\$40.10
1388CL	13"x88¼"		17 lbs.	\$43.80
1588CL	15"x88¼"		18 lbs.	\$44.30
1688CL	16"x88¼"		19 lbs.	\$47.95
1888CL	18"x88¼"		20 lbs.	\$49.05
2488CL	24"x88¼"		23 lbs.	\$59.55
2688CL	26"x88¼"		25 lbs.	\$61.15
3088CL	30"x88¼"		27 lbs.	\$70.15
3288CL	32"x88¼"		28 lbs.	\$71.10
3688CL	36"x88¼"		31 lbs.	\$73.30
1297CL	12"x97¼"		18 lbs.	\$50.00
1397CL	13"x97¼"		19 lbs.	\$50.90
1597CL	15"x97¼"		20 lbs.	\$51.75
1697CL	16"x97¼"		21 lbs.	\$53.60
1897CL	18"x97¼"		22 lbs.	\$55.85
2497CL	24"x97¼"		26 lbs.	\$64.85
2697CL	26"x97¼"		27 lbs.	\$66.65
3097CL	30"x97¼"		30 lbs.	\$68.40
3297CL	32"x97¼"		31 lbs.	\$75.35
3697CL	36"x97¼"		34 lbs.	\$77.20
12100CL	12"x100¼"		19 lbs.	\$60.05
13100CL	13"x100¼"		19 lbs.	\$61.05
15100CL	15"x100¼"		21 lbs.	\$62.15
16100CL	16"x100¼"		21 lbs.	\$70.05
18100CL	18"x100¼"		23 lbs.	\$71.15
24100CL	24"x100¼"		27 lbs.	\$77.90
26100CL	26"x100¼"		28 lbs.	\$80.00
30100CL	30"x100¼"		31 lbs.	\$82.10
32100CL	32"x100¼"		32 lbs.	\$85.70
36100CL	36"x100¼"		35 lbs.	\$89.00
12121CL	12"x121¼"		22 lbs.	\$61.05
13121CL	13"x121¼"		23 lbs.	\$62.65
15121CL	15"x121¼"		25 lbs.	\$64.25
16121CL	16"x121¼"		26 lbs.	\$65.75
18121CL	18"x121¼"		27 lbs.	\$67.00
24121CL	24"x121¼"		32 lbs.	\$79.00
26121CL	26"x121¼"		34 lbs.	\$79.20
30121CL	30"x121¼"		37 lbs.	\$79.40
32121CL	32"x121¼"		39 lbs.	\$86.60
36121CL	36"x121¼"		42 lbs.	\$94.20

CLOSED “T” UPRIGHT

ITEM NUMBER	D	H	WT.	PRICE
1240CT	12"x40¼"		9 lbs.	\$26.15
1340CT	13"x40¼"		9 lbs.	\$35.10
1540CT	15"x40¼"		10 lbs.	\$35.20
1640CT	16"x40¼"		10 lbs.	\$36.00
1840CT	18"x40¼"		11 lbs.	\$36.40
2440CT	24"x40¼"		12 lbs.	\$39.30
2640CT	26"x40¼"		13 lbs.	\$45.90
3040CT	30"x40¼"		14 lbs.	\$45.60
3240CT	32"x40¼"		15 lbs.	\$50.75
3640CT	36"x40¼"		16 lbs.	\$51.25
1264CT	12"x64¼"		15 lbs.	\$40.75
1364CT	13"x64¼"		15 lbs.	\$42.00
1564CT	15"x64¼"		16 lbs.	\$44.70
1664CT	16"x64¼"		16 lbs.	\$45.60
1864CT	18"x64¼"		17 lbs.	\$46.35
2464CT	24"x64¼"		20 lbs.	\$49.90
2664CT	26"x64¼"		21 lbs.	\$55.95
3064CT	30"x64¼"		22 lbs.	\$62.10
3264CT	32"x64¼"		23 lbs.	\$64.90
3664CT	36"x64¼"		25 lbs.	\$65.85
1276CT	12"x76¼"		17 lbs.	\$44.30
1376CT	13"x76¼"		18 lbs.	\$48.05
1576CT	15"x76¼"		19 lbs.	\$48.90
1676CT	16"x76¼"		19 lbs.	\$50.10
1876CT	18"x76¼"		20 lbs.	\$51.20
2476CT	24"x76¼"		24 lbs.	\$55.15
2676CT	26"x76¼"		25 lbs.	\$61.35
3076CT	30"x76¼"		27 lbs.	\$65.45
3276CT	32"x76¼"		28 lbs.	\$72.50
3676CT	36"x76¼"		30 lbs.	\$74.75
1285CT	12"x85¼"		19 lbs.	\$49.80
1385CT	13"x85¼"		20 lbs.	\$52.00
1585CT	15"x85¼"		21 lbs.	\$53.90
1685CT	16"x85¼"		22 lbs.	\$55.30
1885CT	18"x85¼"		23 lbs.	\$57.50
2485CT	24"x85¼"		26 lbs.	\$63.15
2685CT	26"x85¼"		28 lbs.	\$67.05
3085CT	30"x85¼"		30 lbs.	\$72.50
3285CT	32"x85¼"		31 lbs.	\$78.90
3685CT	36"x85¼"		33 lbs.	\$81.10
1288CT	12"x88¼"		20 lbs.	\$47.90
1388CT	13"x88¼"		21 lbs.	\$53.35
1588CT	15"x88¼"		22 lbs.	\$54.75
1688CT	16"x88¼"		23 lbs.	\$56.95
1888CT	18"x88¼"		24 lbs.	\$58.05
2488CT	24"x88¼"		27 lbs.	\$63.75
2688CT	26"x88¼"		28 lbs.	\$70.05
3088CT	30"x88¼"		31 lbs.	\$78.30
3288CT	32"x88¼"		32 lbs.	\$80.45
3688CT	36"x88¼"		34 lbs.	\$82.65
1297CT	12"x97¼"		22 lbs.	\$59.35
1397CT	13"x97¼"		23 lbs.	\$60.35
1597CT	15"x97¼"		24 lbs.	\$61.45
1697CT	16"x97¼"		25 lbs.	\$63.55
1897CT	18"x97¼"		26 lbs.	\$65.75
2497CT	24"x97¼"		30 lbs.	\$77.00
2697CT	26"x97¼"		31 lbs.	\$79.10
3097CT	30"x97¼"		34 lbs.	\$81.20
3297CT	32"x97¼"		35 lbs.	\$89.50
3697CT	36"x97¼"		38 lbs.	\$92.80
12100CT	12"x100¼"		23 lbs.	\$72.35
13100CT	13"x100¼"		24 lbs.	\$72.50
15100CT	15"x100¼"		25 lbs.	\$73.80
16100CT	16"x100¼"		26 lbs.	\$83.20
18100CT	18"x100¼"		27 lbs.	\$87.85
24100CT	24"x100¼"		31 lbs.	\$92.40
26100CT	26"x100¼"		32 lbs.	\$95.00
30100CT	30"x100¼"		35 lbs.	\$97.45
32100CT	32"x100¼"		36 lbs.	\$101.75
36100CT	36"x100¼"		39 lbs.	\$105.05
12121CT	12"x121¼"		28 lbs.	\$74.45
13121CT	13"x121¼"		28 lbs.	\$78.10
15121CT	15"x121¼"		30 lbs.	\$81.20
16121CT	16"x121¼"		31 lbs.	\$85.50
18121CT	18"x121¼"		33 lbs.	\$87.05
24121CT	24"x121¼"		38 lbs.	\$97.20
26121CT	26"x121¼"		39 lbs.	\$98.60
30121CT	30"x121¼"		42 lbs.	\$100.05
32121CT	32"x121¼"		44 lbs.	\$109.75
36121CT	36"x121¼"		47 lbs.	\$119.35

SHELVING COMPONENTS – L&T UPRIGHTS

1-800-277-1699
www.aurorashelving.com



OPEN "L" UPRIGHT				
ITEM NUMBER	D H	WT.	PRICE	
12400L	12"x40¼"	5 lbs.	\$19.85	
13400L	13"x40¼"	5 lbs.	\$20.90	
15400L	15"x40¼"	5 lbs.	\$22.05	
16400L	16"x40¼"	6 lbs.	\$22.30	
18400L	18"x40¼"	6 lbs.	\$22.50	
24400L	24"x40¼"	6 lbs.	\$23.35	
26400L	26"x40¼"	6 lbs.	\$23.75	
30400L	30"x40¼"	7 lbs.	\$25.20	
32400L	32"x40¼"	7 lbs.	\$25.45	
36400L	36"x40¼"	7 lbs.	\$27.85	
12640L	12"x64¼"	8 lbs.	\$25.10	
13640L	13"x64¼"	8 lbs.	\$27.45	
15640L	15"x64¼"	9 lbs.	\$27.75	
16640L	16"x64¼"	9 lbs.	\$27.95	
18640L	18"x64¼"	9 lbs.	\$28.05	
24640L	24"x64¼"	10 lbs.	\$29.85	
26640L	26"x64¼"	10 lbs.	\$30.60	
30640L	30"x64¼"	11 lbs.	\$32.05	
32640L	32"x64¼"	11 lbs.	\$33.10	
36640L	36"x64¼"	11 lbs.	\$34.15	
12760L	12"x76¼"	10 lbs.	\$26.15	
13760L	13"x76¼"	10 lbs.	\$28.80	
15760L	15"x76¼"	10 lbs.	\$27.15	
16760L	16"x76¼"	10 lbs.	\$30.05	
18760L	18"x76¼"	10 lbs.	\$28.25	
24760L	24"x76¼"	11 lbs.	\$30.70	
26760L	26"x76¼"	11 lbs.	\$36.05	
30760L	30"x76¼"	12 lbs.	\$34.20	
32760L	32"x76¼"	12 lbs.	\$38.75	
36760L	36"x76¼"	13 lbs.	\$39.30	
12850L	12"x85¼"	10 lbs.	\$29.00	
13850L	13"x85¼"	11 lbs.	\$30.15	
15850L	15"x85¼"	11 lbs.	\$31.40	
16850L	16"x85¼"	11 lbs.	\$32.15	
18850L	18"x85¼"	11 lbs.	\$33.10	
24850L	24"x85¼"	12 lbs.	\$34.15	
26850L	26"x85¼"	12 lbs.	\$37.20	
30850L	30"x85¼"	14 lbs.	\$38.75	
32850L	32"x85¼"	14 lbs.	\$39.60	
36850L	36"x85¼"	15 lbs.	\$40.45	
12880L	12"x88¼"	11 lbs.	\$27.85	
13880L	13"x88¼"	11 lbs.	\$28.85	
15880L	15"x88¼"	11 lbs.	\$28.85	
16880L	16"x88¼"	11 lbs.	\$30.25	
18880L	18"x88¼"	12 lbs.	\$31.05	
24880L	24"x88¼"	12 lbs.	\$32.45	
26880L	26"x88¼"	13 lbs.	\$38.65	
30880L	30"x88¼"	14 lbs.	\$39.60	
32880L	32"x88¼"	15 lbs.	\$45.15	
36880L	36"x88¼"	15 lbs.	\$41.70	
12970L	12"x97¼"	12 lbs.	\$32.30	
13970L	13"x97¼"	12 lbs.	\$33.35	
15970L	15"x97¼"	13 lbs.	\$34.45	
16970L	16"x97¼"	13 lbs.	\$34.70	
18970L	18"x97¼"	13 lbs.	\$37.80	
24970L	24"x97¼"	14 lbs.	\$39.00	
26970L	26"x97¼"	15 lbs.	\$40.15	
30970L	30"x97¼"	15 lbs.	\$41.70	
32970L	32"x97¼"	16 lbs.	\$44.10	
36970L	36"x97¼"	16 lbs.	\$46.45	
121000L	12"x100¼"	13 lbs.	\$38.80	
131000L	13"x100¼"	13 lbs.	\$40.05	
151000L	15"x100¼"	14 lbs.	\$41.25	
161000L	16"x100¼"	14 lbs.	\$42.30	
181000L	18"x100¼"	14 lbs.	\$42.70	
241000L	24"x100¼"	16 lbs.	\$46.75	
261000L	26"x100¼"	16 lbs.	\$48.45	
301000L	30"x100¼"	17 lbs.	\$50.10	
321000L	32"x100¼"	17 lbs.	\$53.05	
361000L	36"x100¼"	18 lbs.	\$55.80	
121210L	12"x121¼"	15 lbs.	\$38.80	
131210L	13"x121¼"	15 lbs.	\$46.80	
151210L	15"x121¼"	16 lbs.	\$47.95	
161210L	16"x121¼"	16 lbs.	\$48.45	
181210L	18"x121¼"	16 lbs.	\$49.10	
241210L	24"x121¼"	18 lbs.	\$52.40	
261210L	26"x121¼"	18 lbs.	\$53.60	
301210L	30"x121¼"	19 lbs.	\$54.05	
321210L	32"x121¼"	19 lbs.	\$55.10	
361210L	36"x121¼"	20 lbs.	\$55.80	

OPEN "T" UPRIGHT				
ITEM NUMBER	D H	WT.	PRICE	
12400T	12"x40¼"	7 lbs.	\$24.55	
13400T	13"x40¼"	7 lbs.	\$25.80	
15400T	15"x40¼"	7 lbs.	\$27.15	
16400T	16"x40¼"	7 lbs.	\$27.35	
18400T	18"x40¼"	7 lbs.	\$30.05	
24400T	24"x40¼"	8 lbs.	\$31.00	
26400T	26"x40¼"	8 lbs.	\$31.65	
30400T	30"x40¼"	8 lbs.	\$33.60	
32400T	32"x40¼"	9 lbs.	\$33.85	
36400T	36"x40¼"	9 lbs.	\$37.20	
12640T	12"x64¼"	11 lbs.	\$33.45	
13640T	13"x64¼"	11 lbs.	\$33.90	
15640T	15"x64¼"	11 lbs.	\$34.10	
16640T	16"x64¼"	12 lbs.	\$34.45	
18640T	18"x64¼"	12 lbs.	\$34.65	
24640T	24"x64¼"	13 lbs.	\$36.90	
26640T	26"x64¼"	13 lbs.	\$40.85	
30640T	30"x64¼"	13 lbs.	\$42.65	
32640T	32"x64¼"	14 lbs.	\$44.00	
36640T	36"x64¼"	14 lbs.	\$45.60	
12760T	12"x76¼"	13 lbs.	\$35.10	
13760T	13"x76¼"	13 lbs.	\$35.45	
15760T	15"x76¼"	13 lbs.	\$36.30	
16760T	16"x76¼"	13 lbs.	\$36.90	
18760T	18"x76¼"	14 lbs.	\$37.75	
24760T	24"x76¼"	14 lbs.	\$39.85	
26760T	26"x76¼"	15 lbs.	\$42.30	
30760T	30"x76¼"	15 lbs.	\$42.30	
32760T	32"x76¼"	15 lbs.	\$47.85	
36760T	36"x76¼"	16 lbs.	\$52.30	
12850T	12"x85¼"	14 lbs.	\$35.65	
13850T	13"x85¼"	14 lbs.	\$37.10	
15850T	15"x85¼"	15 lbs.	\$38.75	
16850T	16"x85¼"	15 lbs.	\$39.55	
18850T	18"x85¼"	15 lbs.	\$40.80	
24850T	24"x85¼"	16 lbs.	\$42.15	
26850T	26"x85¼"	16 lbs.	\$45.80	
30850T	30"x85¼"	18 lbs.	\$47.75	
32850T	32"x85¼"	18 lbs.	\$52.85	
36850T	36"x85¼"	19 lbs.	\$53.90	
12880T	12"x88¼"	15 lbs.	\$39.00	
13880T	13"x88¼"	15 lbs.	\$39.00	
15880T	15"x88¼"	15 lbs.	\$40.10	
16880T	16"x88¼"	15 lbs.	\$40.10	
18880T	18"x88¼"	15 lbs.	\$41.40	
24880T	24"x88¼"	16 lbs.	\$40.40	
26880T	26"x88¼"	16 lbs.	\$46.20	
30880T	30"x88¼"	18 lbs.	\$44.90	
32880T	32"x88¼"	18 lbs.	\$50.35	
36880T	36"x88¼"	19 lbs.	\$55.55	
12970T	12"x97¼"	16 lbs.	\$43.00	
13970T	13"x97¼"	17 lbs.	\$44.50	
15970T	15"x97¼"	17 lbs.	\$45.90	
16970T	16"x97¼"	17 lbs.	\$46.20	
18970T	18"x97¼"	17 lbs.	\$46.70	
24970T	24"x97¼"	18 lbs.	\$48.00	
26970T	26"x97¼"	19 lbs.	\$49.55	
30970T	30"x97¼"	19 lbs.	\$51.45	
32970T	32"x97¼"	20 lbs.	\$54.40	
36970T	36"x97¼"	20 lbs.	\$57.30	
121000T	12"x100¼"	17 lbs.	\$51.70	
131000T	13"x100¼"	18 lbs.	\$53.30	
151000T	15"x100¼"	18 lbs.	\$54.95	
161000T	16"x100¼"	18 lbs.	\$56.35	
181000T	18"x100¼"	19 lbs.	\$57.00	
241000T	24"x100¼"	20 lbs.	\$57.60	
261000T	26"x100¼"	20 lbs.	\$59.70	
301000T	30"x100¼"	21 lbs.	\$61.75	
321000T	32"x100¼"	22 lbs.	\$65.45	
361000T	36"x100¼"	22 lbs.	\$68.80	
121210T	12"x121¼"	20 lbs.	\$51.70	
131210T	13"x121¼"	21 lbs.	\$62.45	
151210T	15"x121¼"	21 lbs.	\$63.90	
161210T	16"x121¼"	21 lbs.	\$64.60	
181210T	18"x121¼"	22 lbs.	\$65.55	
241210T	24"x121¼"	23 lbs.	\$69.95	
261210T	26"x121¼"	23 lbs.	\$71.45	
301210T	30"x121¼"	24 lbs.	\$72.10	
321210T	32"x121¼"	25 lbs.	\$73.25	
361210T	36"x121¼"	26 lbs.	\$74.35	

LIBRARY/DOUBLE WALL “L” UPRIGHT

ITEM NUMBER	D	H	WT.	PRICE
0940WLF	9"x40¼"		9 lbs.	\$48.45
1040WLF	10"x40¼"		10 lbs.	\$52.85
1240WLF	12"x40¼"		11 lbs.	\$53.45
1340WLF	13"x40¼"		12 lbs.	\$54.95
1540WLF	15"x40¼"		14 lbs.	\$55.90
1640WLF	16"x40¼"		14 lbs.	\$57.75
1840WLF	18"x40¼"		15 lbs.	\$60.40
2040WLF	20"x40¼"		16 lbs.	\$67.10
2440WLF	24"x40¼"		19 lbs.	\$75.50
2640WLF	26"x40¼"		20 lbs.	\$78.65
3040WLF	30"x40¼"		23 lbs.	\$79.10
0964WL	9"x64¼"		15 lbs.	\$51.35
1064WL	10"x64¼"		16 lbs.	\$52.20
1264WL	12"x64¼"		18 lbs.	\$53.10
1364WL	13"x64¼"		19 lbs.	\$58.80
1564WL	15"x64¼"		21 lbs.	\$58.95
1664WL	16"x64¼"		21 lbs.	\$63.65
1864WL	18"x64¼"		23 lbs.	\$68.50
2064WL	20"x64¼"		25 lbs.	\$74.70
2464WL	24"x64¼"		29 lbs.	\$83.90
2664WL	26"x64¼"		31 lbs.	\$86.85
3064WL	30"x64¼"		33 lbs.	\$87.15
0976WL	9"x76¼"		18 lbs.	\$55.15
1076WL	10"x76¼"		19 lbs.	\$57.45
1276WL	12"x76¼"		21 lbs.	\$54.50
1376WL	13"x76¼"		22 lbs.	\$60.40
1576WL	15"x76¼"		25 lbs.	\$61.85
1676WL	16"x76¼"		25 lbs.	\$66.90
1876WL	18"x76¼"		27 lbs.	\$67.80
2076WL	20"x76¼"		29 lbs.	\$73.20
2476WL	24"x76¼"		34 lbs.	\$81.35
2676WL	26"x76¼"		36 lbs.	\$90.85
3076WL	30"x76¼"		52 lbs.	\$91.05
0985WL	9"x85¼"		20 lbs.	\$58.30
1085WL	10"x85¼"		21 lbs.	\$60.70
1285WL	12"x85¼"		23 lbs.	\$57.65
1385WL	13"x85¼"		24 lbs.	\$64.05
1585WL	15"x85¼"		28 lbs.	\$67.65
1685WL	16"x85¼"		28 lbs.	\$65.55
1885WL	18"x85¼"		30 lbs.	\$71.15
2085WL	20"x85¼"		33 lbs.	\$76.80
2485WL	24"x85¼"		38 lbs.	\$89.50
2685WL	26"x85¼"		40 lbs.	\$95.90
3085WL	30"x85¼"		52 lbs.	\$96.15
0988WL	9"x88¼"		20 lbs.	\$55.10
1088WL	10"x88¼"		22 lbs.	\$58.10
1288WL	12"x88¼"		24 lbs.	\$61.05
1388WL	13"x88¼"		25 lbs.	\$62.40
1588WL	15"x88¼"		29 lbs.	\$67.65
1688WL	16"x88¼"		29 lbs.	\$67.65
1888WL	18"x88¼"		32 lbs.	\$72.75
2088WL	20"x88¼"		34 lbs.	\$78.95
2488WL	24"x88¼"		39 lbs.	\$87.80
2688WL	26"x88¼"		41 lbs.	\$98.00
3088WL	30"x88¼"		53 lbs.	\$98.00
0997WL	9"x97¼"		22 lbs.	\$60.65
1097WL	10"x97¼"		24 lbs.	\$63.00
1297WL	12"x97¼"		26 lbs.	\$70.50
1397WL	13"x97¼"		28 lbs.	\$66.65
1597WL	15"x97¼"		32 lbs.	\$74.05
1697WL	16"x97¼"		32 lbs.	\$74.05
1897WL	18"x97¼"		35 lbs.	\$81.35
2097WL	20"x97¼"		37 lbs.	\$89.55
2497WL	24"x97¼"		43 lbs.	\$100.35
2697WL	26"x97¼"		46 lbs.	\$111.55
3097WL	30"x97¼"		59 lbs.	\$113.40
09100WL	9"x100¼"		23 lbs.	\$63.65
10100WL	10"x100¼"		24 lbs.	\$70.60
12100WL	12"x100¼"		27 lbs.	\$66.95
13100WL	13"x100¼"		29 lbs.	\$74.15
15100WL	15"x100¼"		33 lbs.	\$74.75
16100WL	16"x100¼"		33 lbs.	\$76.25
18100WL	18"x100¼"		36 lbs.	\$83.90
20100WL	20"x100¼"		39 lbs.	\$91.65
24100WL	24"x100¼"		44 lbs.	\$106.40
26100WL	26"x100¼"		47 lbs.	\$113.85
30100WL	30"x100¼"		60 lbs.	\$114.15
09121WL	9"x121¼"		28 lbs.	\$69.35
10121WL	10"x121¼"		29 lbs.	\$72.95
12121WL	12"x121¼"		33 lbs.	\$76.35
13121WL	13"x121¼"		35 lbs.	\$77.75
15121WL	15"x121¼"		39 lbs.	\$78.10
16121WL	16"x121¼"		40 lbs.	\$83.30
18121WL	18"x121¼"		43 lbs.	\$96.00
20121WL	20"x121¼"		46 lbs.	\$98.85
24121WL	24"x121¼"		53 lbs.	\$108.75
26121WL	26"x121¼"		57 lbs.	\$120.65
30121WL	30"x121¼"		72 lbs.	\$121.50

LIBRARY/DOUBLE WALL “T” UPRIGHT

ITEM NUMBER	D	H	WT.	PRICE
0940WTF	9"x40¼"		11 lbs.	\$58.15
1040WTF	10"x40¼"		12 lbs.	\$63.25
1240WTF	12"x40¼"		13 lbs.	\$64.20
1340WTF	13"x40¼"		14 lbs.	\$64.05
1540WTF	15"x40¼"		14 lbs.	\$64.25
1640WTF	16"x40¼"		16 lbs.	\$64.05
1840WTF	18"x40¼"		17 lbs.	\$67.05
2040WTF	20"x40¼"		18 lbs.	\$74.55
2440WTF	24"x40¼"		21 lbs.	\$83.80
2640WTF	26"x40¼"		22 lbs.	\$83.20
3040WTF	30"x40¼"		25 lbs.	\$83.50
0964WT	9"x64¼"		18 lbs.	\$61.60
1064WT	10"x64¼"		19 lbs.	\$62.65
1264WT	12"x64¼"		21 lbs.	\$63.65
1364WT	13"x64¼"		22 lbs.	\$65.35
1564WT	15"x64¼"		25 lbs.	\$70.70
1664WT	16"x64¼"		24 lbs.	\$70.75
1864WT	18"x64¼"		26 lbs.	\$82.15
2064WT	20"x64¼"		28 lbs.	\$82.95
2464WT	24"x64¼"		32 lbs.	\$93.10
2664WT	26"x64¼"		33 lbs.	\$96.50
3064WT	30"x64¼"		40 lbs.	\$96.80
0976WT	9"x76¼"		21 lbs.	\$62.15
1076WT	10"x76¼"		22 lbs.	\$63.75
1276WT	12"x76¼"		24 lbs.	\$65.45
1376WT	13"x76¼"		25 lbs.	\$67.05
1576WT	15"x76¼"		25 lbs.	\$74.25
1676WT	16"x76¼"		29 lbs.	\$74.25
1876WT	18"x76¼"		31 lbs.	\$81.40
2076WT	20"x76¼"		33 lbs.	\$87.80
2476WT	24"x76¼"		37 lbs.	\$97.60
2676WT	26"x76¼"		40 lbs.	\$100.85
3076WT	30"x76¼"		55 lbs.	\$108.90
0985WT	9"x85¼"		24 lbs.	\$64.70
1085WT	10"x85¼"		25 lbs.	\$67.45
1285WT	12"x85¼"		27 lbs.	\$69.15
1385WT	13"x85¼"		28 lbs.	\$71.15
1585WT	15"x85¼"		32 lbs.	\$81.15
1685WT	16"x85¼"		32 lbs.	\$78.65
1885WT	18"x85¼"		34 lbs.	\$85.40
2085WT	20"x85¼"		37 lbs.	\$92.10
2485WT	24"x85¼"		42 lbs.	\$99.35
2685WT	26"x85¼"		44 lbs.	\$106.50
3085WT	30"x85¼"		61 lbs.	\$113.80
0988WT	9"x88¼"		24 lbs.	\$66.10
1088WT	10"x88¼"		26 lbs.	\$69.75
1288WT	12"x88¼"		28 lbs.	\$73.25
1388WT	13"x88¼"		29 lbs.	\$74.90
1588WT	15"x88¼"		33 lbs.	\$81.15
1688WT	16"x88¼"		33 lbs.	\$81.15
1888WT	18"x88¼"		36 lbs.	\$87.35
2088WT	20"x88¼"		38 lbs.	\$94.70
2488WT	24"x88¼"		43 lbs.	\$105.40
2688WT	26"x88¼"		46 lbs.	\$108.80
3088WT	30"x88¼"		63 lbs.	\$115.80
0997WT	9"x97¼"		27 lbs.	\$72.80
1097WT	10"x97¼"		28 lbs.	\$75.55
1297WT	12"x97¼"		31 lbs.	\$78.20
1397WT	13"x97¼"		32 lbs.	\$79.95
1597WT	15"x97¼"		37 lbs.	\$88.75
1697WT	16"x97¼"		36 lbs.	\$88.80
1897WT	18"x97¼"		39 lbs.	\$97.60
2097WT	20"x97¼"		42 lbs.	\$107.45
2497WT	24"x97¼"		47 lbs.	\$120.45
2697WT	26"x97¼"		50 lbs.	\$123.85
3097WT	30"x97¼"		69 lbs.	\$136.25
09100WT	9"x100¼"		28 lbs.	\$76.40
10100WT	10"x100¼"		29 lbs.	\$84.65
12100WT	12"x100¼"		32 lbs.	\$86.85
13100WT	13"x100¼"		33 lbs.	\$82.35
15100WT	15"x100¼"		38 lbs.	\$90.40
16100WT	16"x100¼"		38 lbs.	\$91.40
18100WT	18"x100¼"		40 lbs.	\$100.65
20100WT	20"x100¼"		43 lbs.	\$109.95
24100WT	24"x100¼"		49 lbs.	\$118.15
26100WT	26"x100¼"		52 lbs.	\$126.40
30100WT	30"x100¼"		71 lbs.	\$138.30
09121WT	9"x121¼"		33 lbs.	\$83.30
10121WT	10"x121¼"		35 lbs.	\$87.55
12121WT	12"x121¼"		38 lbs.	\$91.70
13121WT	13"x121¼"		40 lbs.	\$93.25
15121WT	15"x121¼"		46 lbs.	\$96.30
16121WT	16"x121¼"		45 lbs.	\$99.90
18121WT	18"x121¼"		49 lbs.	\$106.60
20121WT	20"x121¼"		52 lbs.	\$118.60
24121WT	24"x121¼"		59 lbs.	\$130.55
26121WT	26"x121¼"		62 lbs.	\$133.90
30121WT	30"x121¼"		85 lbs.	\$135.90

SHELVING COMPONENTS – SHELVES

1-800-277-1699
www.aurorashelving.com



18G, NON-SLOTTED, SHELF FILING/STANDARD QUIK-LOK

ITEM NUMBER	W	D	H	WT.	PRICE
3012T	30"	12"	x3/4"	6 lbs.	\$12.20
3013T	30"	13"	x3/4"	6 lbs.	\$14.20
3015T	30"	15"	x3/4"	7 lbs.	\$15.25
3016T	30"	16"	x3/4"	7 lbs.	\$16.10
3018T	30"	18"	x3/4"	8 lbs.	\$18.55
• 3024T	30"	24"	x3/4"	11 lbs.	\$24.05
• 3026T	30"	26"	x3/4"	12 lbs.	\$26.60
•• 3030T	30"	30"	x3/4"	13 lbs.	\$28.80
•• 3032T	30"	32"	x3/4"	14 lbs.	\$32.95
•• 3036T	30"	36"	x3/4"	16 lbs.	\$35.85
3612T	36"	12"	x3/4"	7 lbs.	\$12.75
3613T	36"	13"	x3/4"	7 lbs.	\$14.60
3615T	36"	15"	x3/4"	8 lbs.	\$15.65
3616T	36"	16"	x3/4"	9 lbs.	\$18.10
3618T	36"	18"	x3/4"	10 lbs.	\$18.00
• 3624T	36"	24"	x3/4"	13 lbs.	\$22.90
• 3626T	36"	26"	x3/4"	14 lbs.	\$26.10
•• 3630T	36"	30"	x3/4"	16 lbs.	\$32.05
•• 3632T	36"	32"	x3/4"	17 lbs.	\$34.50
•• 3636T	36"	36"	x3/4"	19 lbs.	\$42.55
4212T	42"	12"	x3/4"	8 lbs.	\$15.60
4213T	42"	13"	x3/4"	8 lbs.	\$18.30
4215T	42"	15"	x3/4"	10 lbs.	\$19.10
4216T	42"	16"	x3/4"	10 lbs.	\$20.60
4218T	42"	18"	x3/4"	11 lbs.	\$21.95
• 4224T	42"	24"	x3/4"	15 lbs.	\$28.75
• 4226T	42"	26"	x3/4"	16 lbs.	\$31.35
•• 4230T	42"	30"	x3/4"	18 lbs.	\$35.85
•• 4232T	42"	32"	x3/4"	19 lbs.	\$38.00
•• 4236T	42"	36"	x3/4"	22 lbs.	\$50.00
4812T	48"	12"	x3/4"	9 lbs.	\$18.00
4813T	48"	13"	x3/4"	10 lbs.	\$21.65
4815T	48"	15"	x3/4"	11 lbs.	\$22.70
4816T	48"	16"	x3/4"	12 lbs.	\$23.55
4818T	48"	18"	x3/4"	13 lbs.	\$24.50
• 4824T	48"	24"	x3/4"	17 lbs.	\$31.95
• 4826T	48"	26"	x3/4"	18 lbs.	\$36.55
•• 4830T	48"	30"	x3/4"	21 lbs.	\$39.05
•• 4832T	48"	32"	x3/4"	22 lbs.	\$40.45
•• 4836T	48"	36"	x3/4"	25 lbs.	\$56.00

22G, NON-SLOTTED, SHELF FILING

ITEM NUMBER	W	D	H	WT.	PRICE
22G3012T	30"	12"	x3/4"	4 lbs.	\$8.95
22G3013T	30"	13"	x3/4"	4 lbs.	\$10.20
22G3015T	30"	15"	x3/4"	4 lbs.	\$11.00
22G3016T	30"	16"	x3/4"	5 lbs.	\$13.65
• 22G3024T	30"	24"	x3/4"	7 lbs.	\$14.85
• 22G3026T	30"	26"	x3/4"	7 lbs.	\$18.40
•• 22G3030T	30"	30"	x3/4"	8 lbs.	\$19.50
•• 22G3032T	30"	32"	x3/4"	9 lbs.	\$22.05
22G3612T	36"	12"	x3/4"	4 lbs.	\$10.00
22G3613T	36"	13"	x3/4"	5 lbs.	\$11.70
22G3615T	36"	15"	x3/4"	5 lbs.	\$13.25
22G3616T	36"	16"	x3/4"	5 lbs.	\$15.15
• 22G3624T	36"	24"	x3/4"	8 lbs.	\$17.45
• 22G3626T	36"	26"	x3/4"	9 lbs.	\$19.35
•• 22G3630T	36"	30"	x3/4"	10 lbs.	\$23.30
•• 22G3632T	36"	32"	x3/4"	10 lbs.	\$23.55
22G4212T	42"	12"	x3/4"	5 lbs.	\$12.85
22G4213T	42"	13"	x3/4"	5 lbs.	\$14.10
22G4215T	42"	15"	x3/4"	6 lbs.	\$15.30
22G4216T	42"	16"	x3/4"	6 lbs.	\$16.80
•• 22G4224T	42"	24"	x3/4"	9 lbs.	\$20.80
•• 22G4226T	42"	26"	x3/4"	10 lbs.	\$23.00
•• 22G4230T	42"	30"	x3/4"	11 lbs.	\$26.30
•• 22G4232T	42"	32"	x3/4"	12 lbs.	\$26.65
22G4812T	48"	12"	x3/4"	6 lbs.	\$14.30
22G4813T	48"	13"	x3/4"	6 lbs.	\$15.75
22G4815T	48"	15"	x3/4"	7 lbs.	\$17.15
22G4816T	48"	16"	x3/4"	7 lbs.	\$18.80
•• 22G4824T	48"	24"	x3/4"	11 lbs.	\$24.30
•• 22G4826T	48"	26"	x3/4"	11 lbs.	\$26.50
•• 22G4830T	48"	30"	x3/4"	13 lbs.	\$29.05
•• 22G4832T	48"	32"	x3/4"	14 lbs.	\$29.25

• 1 reinforcement per shelf required, except top shelf. See page 27 for ordering information.

18G, SLOTTED, SHELF FILING

ITEM NUMBER	W	D	H	WT.	PRICE
3012F	30"	12"	x3/4"	6 lbs.	\$12.45
3013F	30"	13"	x3/4"	6 lbs.	\$14.60
3015F	30"	15"	x3/4"	7 lbs.	\$15.90
3016F	30"	16"	x3/4"	7 lbs.	\$17.25
• 3024F	30"	24"	x3/4"	11 lbs.	\$22.60
• 3026F	30"	26"	x3/4"	12 lbs.	\$28.05
•• 3030F	30"	30"	x3/4"	13 lbs.	\$30.00
•• 3032F	30"	32"	x3/4"	14 lbs.	\$34.00
3612F	36"	12"	x3/4"	7 lbs.	\$12.85
3613F	36"	13"	x3/4"	7 lbs.	\$14.60
3615F	36"	15"	x3/4"	8 lbs.	\$16.00
3616F	36"	16"	x3/4"	9 lbs.	\$18.80
• 3624F	36"	24"	x3/4"	13 lbs.	\$23.30
• 3626F	36"	26"	x3/4"	14 lbs.	\$29.75
•• 3630F	36"	30"	x3/4"	16 lbs.	\$32.70
•• 3632F	36"	32"	x3/4"	17 lbs.	\$35.00
4212F	42"	12"	x3/4"	8 lbs.	\$16.05
4213F	42"	13"	x3/4"	8 lbs.	\$19.45
4215F	42"	15"	x3/4"	10 lbs.	\$20.40
4216F	42"	16"	x3/4"	10 lbs.	\$21.35
•• 4224F	42"	24"	x3/4"	15 lbs.	\$30.15
•• 4226F	42"	26"	x3/4"	16 lbs.	\$32.90
•• 4230F	42"	30"	x3/4"	18 lbs.	\$37.50
•• 4232F	42"	32"	x3/4"	19 lbs.	\$39.50
4812F	48"	12"	x3/4"	9 lbs.	\$19.10
4813F	48"	13"	x3/4"	10 lbs.	\$22.50
4815F	48"	15"	x3/4"	11 lbs.	\$23.75
4816F	48"	16"	x3/4"	12 lbs.	\$24.60
•• 4824F	48"	24"	x3/4"	17 lbs.	\$32.70
•• 4826F	48"	26"	x3/4"	18 lbs.	\$38.75
•• 4830F	48"	30"	x3/4"	21 lbs.	\$40.80
•• 4832F	48"	32"	x3/4"	22 lbs.	\$42.95

22G, SLOTTED, SHELF FILING

ITEM NUMBER	W	D	H	WT.	PRICE
22G3012F	30"	12"	x3/4"	4 lbs.	\$10.00
22G3013F	30"	13"	x3/4"	4 lbs.	\$11.45
22G3015F	30"	15"	x3/4"	4 lbs.	\$13.25
22G3016F	30"	16"	x3/4"	5 lbs.	\$14.60
• 22G3024F	30"	24"	x3/4"	7 lbs.	\$17.45
• 22G3026F	30"	26"	x3/4"	7 lbs.	\$19.65
•• 22G3030F	30"	30"	x3/4"	8 lbs.	\$23.40
•• 22G3032F	30"	32"	x3/4"	9 lbs.	\$23.55
22G3612F	36"	12"	x3/4"	4 lbs.	\$10.00
22G3613F	36"	13"	x3/4"	5 lbs.	\$11.45
22G3615F	36"	15"	x3/4"	5 lbs.	\$13.25
22G3616F	36"	16"	x3/4"	5 lbs.	\$14.85
• 22G3624F	36"	24"	x3/4"	8 lbs.	\$17.45
• 22G3626F	36"	26"	x3/4"	9 lbs.	\$20.50
•• 22G3630F	36"	30"	x3/4"	10 lbs.	\$23.40
•• 22G3632F	36"	32"	x3/4"	10 lbs.	\$25.20
22G4212F	42"	12"	x3/4"	5 lbs.	\$12.85
22G4213F	42"	13"	x3/4"	5 lbs.	\$15.15
22G4215F	42"	15"	x3/4"	6 lbs.	\$15.30
22G4216F	42"	16"	x3/4"	6 lbs.	\$17.25
•• 22G4224F	42"	24"	x3/4"	9 lbs.	\$20.80
•• 22G4226F	42"	26"	x3/4"	10 lbs.	\$23.10
•• 22G4230F	42"	30"	x3/4"	11 lbs.	\$26.30
•• 22G4232F	42"	32"	x3/4"	12 lbs.	\$26.65
22G4812F	48"	12"	x3/4"	6 lbs.	\$14.30
22G4813F	48"	13"	x3/4"	6 lbs.	\$17.35
22G4815F	48"	15"	x3/4"	7 lbs.	\$17.15
22G4816F	48"	16"	x3/4"	7 lbs.	\$18.95
•• 22G4824F	48"	24"	x3/4"	11 lbs.	\$24.30
•• 22G4826F	48"	26"	x3/4"	11 lbs.	\$27.45
•• 22G4830F	48"	30"	x3/4"	13 lbs.	\$29.05
•• 22G4832F	48"	32"	x3/4"	14 lbs.	\$29.95

•• 2 reinforcements per shelf required, except top shelf. See page 27 for ordering information.

18G & 22G, NON-SLOTTED SHELF-LIBRARY/DOUBLE WALL

ITEM NUMBER	W	D	H	WT.	PRICE
+ 3009L	28"x 9"	x34"		3 lbs.	\$10.65
+ 3010L	28"x10"	x34"		3 lbs.	\$12.50
+ 3012L	28"x12"	x34"		3 lbs.	\$13.25
+ 3013L	28"x13"	x34"		4 lbs.	\$13.65
++ 3015L	28"x15"	x34"		7 lbs.	\$17.55
++ 3016L	28"x16"	x34"		7 lbs.	\$16.50
++ 3018L	28"x18"	x34"		8 lbs.	\$19.85
+++ 3020L	28"x20"	x34"		8 lbs.	\$20.15
+++ 3024L	28"x24"	x34"		10 lbs.	\$21.90
+++ 3026L	28"x26"	x34"		11 lbs.	\$23.60
+++ 3030L	28"x30"	x34"		12 lbs.	\$26.60
+ 3609L	34"x 9"	x34"		3 lbs.	\$10.95
+ 3610L	34"x10"	x34"		3 lbs.	\$12.50
+ 3612L	34"x12"	x34"		4 lbs.	\$13.45
+ 3613L	34"x13"	x34"		4 lbs.	\$13.80
++ 3615L	34"x15"	x34"		8 lbs.	\$17.55
++ 3616L	34"x16"	x34"		8 lbs.	\$18.20
++ 3618L	34"x18"	x34"		9 lbs.	\$18.70
+++ 3620L	34"x20"	x34"		10 lbs.	\$20.40
+++ 3624L	34"x24"	x34"		12 lbs.	\$24.15
+++ 3626L	34"x26"	x34"		13 lbs.	\$24.70
+++ 3630L	34"x30"	x34"		15 lbs.	\$24.70
+ 4209L	40"x 9"	x34"		4 lbs.	\$11.50
+ 4210L	40"x10"	x34"		4 lbs.	\$12.75
+ 4212L	40"x12"	x34"		5 lbs.	\$13.65
+ 4213L	40"x13"	x34"		5 lbs.	\$15.05
++ 4215L	40"x15"	x34"		9 lbs.	\$21.65
++ 4216L	40"x16"	x34"		10 lbs.	\$19.30
++ 4218L	40"x18"	x34"		11 lbs.	\$21.65
+++ 4220L	40"x20"	x34"		12 lbs.	\$22.90
+++ 4224L	40"x24"	x34"		14 lbs.	\$27.75
+++ 4226L	40"x26"	x34"		15 lbs.	\$29.20
+++ 4230L	40"x30"	x34"		18 lbs.	\$48.05
+ 4809L	46"x 9"	x34"		4 lbs.	\$13.85
+ 4810L	46"x10"	x34"		5 lbs.	\$14.15
+ 4812L	46"x12"	x34"		5 lbs.	\$15.60
+ 4813L	46"x13"	x34"		6 lbs.	\$21.65
++ 4815L	46"x15"	x34"		11 lbs.	\$23.40
++ 4816L	46"x16"	x34"		11 lbs.	\$23.40
++ 4818L	46"x18"	x34"		12 lbs.	\$24.35
+++ 4820L	46"x20"	x34"		14 lbs.	\$24.70
+++ 4824L	46"x24"	x34"		16 lbs.	\$32.35
+++ 4826L	46"x26"	x34"		18 lbs.	\$33.85
+++ 4830L	46"x30"	x34"		21 lbs.	\$33.85

22G, TOP SHELF, LIBRARY/DOUBLE WALL*

ITEM NUMBER	W	D	H	WT.	PRICE
22G3009TL	30"x 9"	x34"		3 lbs.	\$12.10
22G3010TL	30"x10"	x34"		3 lbs.	\$12.40
22G3012TL	30"x12"	x34"		4 lbs.	\$12.60
22G3013TL	30"x13"	x34"		4 lbs.	\$12.85
22G3015TL	30"x15"	x34"		4 lbs.	\$17.55
22G3016TL	30"x16"	x34"		5 lbs.	\$14.60
22G3018TL	30"x18"	x34"		5 lbs.	\$16.70
22G3020TL	30"x20"	x34"		6 lbs.	\$17.25
22G3024TL	30"x24"	x34"		7 lbs.	\$19.95
22G3026TL	30"x26"	x34"		7 lbs.	\$22.55
22G3030TL	30"x30"	x34"		7 lbs.	\$24.10
22G3609TL	36"x 9"	x34"		3 lbs.	\$12.50
22G3610TL	36"x10"	x34"		4 lbs.	\$12.60
22G3612TL	36"x12"	x34"		4 lbs.	\$11.70
22G3613TL	36"x13"	x34"		5 lbs.	\$14.70
22G3615TL	36"x15"	x34"		5 lbs.	\$17.55
22G3616TL	36"x16"	x34"		5 lbs.	\$16.40
22G3618TL	36"x18"	x34"		6 lbs.	\$17.20
22G3620TL	36"x20"	x34"		7 lbs.	\$18.80
22G3624TL	36"x24"	x34"		8 lbs.	\$21.90
22G3626TL	36"x26"	x34"		9 lbs.	\$22.70
22G3630TL	36"x30"	x34"		9 lbs.	\$24.70
22G4209TL	42"x 9"	x34"		4 lbs.	\$13.25
22G4210TL	42"x10"	x34"		4 lbs.	\$14.70
22G4212TL	42"x12"	x34"		5 lbs.	\$16.20
22G4213TL	42"x13"	x34"		5 lbs.	\$16.20
22G4215TL	42"x15"	x34"		6 lbs.	\$18.40
22G4216TL	42"x16"	x34"		6 lbs.	\$18.40
22G4218TL	42"x18"	x34"		7 lbs.	\$20.85
22G4220TL	42"x20"	x34"		8 lbs.	\$20.85
22G4224TL	42"x24"	x34"		9 lbs.	\$27.35
22G4226TL	42"x26"	x34"		10 lbs.	\$27.35
22G4230TL	42"x30"	x34"		8 lbs.	\$29.40
22G4809TL	48"x 9"	x34"		4 lbs.	\$14.70
22G4810TL	48"x10"	x34"		5 lbs.	\$15.40
22G4812TL	48"x12"	x34"		6 lbs.	\$17.20
22G4813TL	48"x13"	x34"		6 lbs.	\$17.50
22G4815TL	48"x15"	x34"		7 lbs.	\$20.60
22G4816TL	48"x16"	x34"		7 lbs.	\$20.60
22G4818TL	48"x18"	x34"		8 lbs.	\$23.30
22G4820TL	48"x20"	x34"		9 lbs.	\$25.75
22G4824TL	48"x24"	x34"		11 lbs.	\$30.50
22G4826TL	48"x26"	x34"		11 lbs.	\$32.70
22G4830TL	48"x30"	x34"		10 lbs.	\$33.90

18G & 22G, SLOTTED SHELF-LIBRARY/DOUBLE WALL

ITEM NUMBER	W	D	H	WT.	PRICE
+ 3010SL	28"x10"	x34"		3 lbs.	\$13.65
+ 3012SL	28"x12"	x34"		3 lbs.	\$14.40
+ 3013SL	28"x13"	x34"		4 lbs.	\$16.65
++ 3015SL	28"x15"	x34"		6 lbs.	\$18.00
+++ 3020SL	28"x20"	x34"		8 lbs.	\$23.00
+++ 3024SL	28"x24"	x34"		10 lbs.	\$24.40
+++ 3026SL	28"x26"	x34"		11 lbs.	\$26.05
+++ 3030SL	28"x30"	x34"		15 lbs.	\$26.85
+ 3610SL	34"x10"	x34"		3 lbs.	\$13.65
+ 3612SL	34"x12"	x34"		4 lbs.	\$13.90
+ 3613SL	34"x13"	x34"		4 lbs.	\$17.55
++ 3615SL	34"x15"	x34"		8 lbs.	\$18.00
+++ 3620SL	34"x20"	x34"		10 lbs.	\$25.45
+++ 3624SL	34"x24"	x34"		12 lbs.	\$25.95
+++ 3626SL	34"x26"	x34"		13 lbs.	\$28.30
+++ 3630SL	34"x30"	x34"		15 lbs.	\$26.85
+ 4210SL	40"x10"	x34"		4 lbs.	\$13.45
+ 4212SL	40"x12"	x34"		5 lbs.	\$14.05
+ 4213SL	40"x13"	x34"		5 lbs.	\$21.15
++ 4215SL	40"x15"	x34"		9 lbs.	\$25.45
+++ 4220SL	40"x20"	x34"		12 lbs.	\$25.50
+++ 4224SL	40"x24"	x34"		14 lbs.	\$31.55
+++ 4226SL	40"x26"	x34"		15 lbs.	\$33.60
+++ 4230SL	40"x30"	x34"		17 lbs.	\$35.50
+ 4810SL	46"x10"	x34"		5 lbs.	\$14.15
+ 4812SL	46"x12"	x34"		5 lbs.	\$15.15
+ 4813SL	46"x13"	x34"		6 lbs.	\$21.55
++ 4815SL	46"x15"	x34"		10 lbs.	\$21.55
+++ 4820SL	46"x20"	x34"		14 lbs.	\$29.25
+++ 4824SL	46"x24"	x34"		16 lbs.	\$34.50
+++ 4826SL	46"x26"	x34"		18 lbs.	\$37.10
+++ 4830SL	46"x30"	x34"		20 lbs.	\$37.10

LAMINATE TOP (MDF)

1¼" thick self edged laminate tops, with ½" over-hang on exposed edges. One wood top mounting flange required per upright. Maximum length for a one piece top is 10'. Anything over 10' will be supplied with splices.

Minimum list price is \$200.00 each for tops up to 8 square feet. Anything over 8 square feet is \$23.00 per square foot. The weight per square foot on the laminate tops is 5 lbs.

18G, SLOTTED, X-RAY SHELF

ITEM NUMBER	W	D	H	WT.	PRICE
•• 3618F	36"x 18"	x34"		10 lbs.	\$17.65
•• 4218F	42"x 18"	x34"		11 lbs.	\$21.20
••• 4818F	48"x 18"	x34"		13 lbs.	\$24.60
•• 3636F	36"x 36"	x34"		19 lbs.	\$40.70
•• 4236F	42"x 36"	x34"		22 lbs.	\$48.25
••• 4836F	48"x 36"	x34"		25 lbs.	\$53.10
•• 3618DS	36"x 18"	x34"		10 lbs.	\$17.65
•• 4218DS	42"x 18"	x34"		11 lbs.	\$21.20
••• 4818DS	48"x 18"	x34"		13 lbs.	\$24.60
••• 3636DS	36"x 36"	x34"		19 lbs.	\$40.70
•••• 4236DS	42"x 36"	x34"		22 lbs.	\$48.25
•••• 4836DS	48"x 36"	x34"		25 lbs.	\$53.10

18G, PUNCHED SHELF

ITEM NUMBER	W	D	H	WT.	PRICE
3618TP	36"x 18"	x34"		10 lbs.	\$21.05
4218TP	42"x 18"	x34"		11 lbs.	\$27.30
4818TP	48"x 18"	x34"		13 lbs.	\$28.55

- 1 reinforcement per shelf required, except top shelf.
- 2 reinforcements per shelf required, except top shelf.
- 3 reinforcements per shelf required, except top shelf.
- 4 reinforcements per shelf required, except top shelf.

See page 27 for ordering information.

+ 22 G Shelves

++ 18 G Shelves

SHELVING COMPONENTS

1-800-277-1699
www.aurorashelving.com



SUPPORTS, REINFORCEMENTS, BACK STOPS, CENTER STOPS, DIVIDERS

SHELF SUPPORTS

OPEN SHELF FILING, LIBRARY & DOUBLE WALL

ITEM NUMBER	W	H	WT.	PRICE
3014TS	30"x3/4"		1 lbs.	\$3.30
3614TS	36"x3/4"		2 lbs.	\$3.30
4211TS	42"x3/4"		3 lbs.	\$5.05
4811TS	48"x3/4"		3 lbs.	\$5.70

SINGLE RIVET

ITEM NUMBER	W	H	WT.	PRICE
3014TSC	30"x3/4"		1 lbs.	\$4.95
3614TSC	36"x3/4"		1 lbs.	\$5.50
4211TSC	42"x3/4"		3 lbs.	\$7.85
4811TSC	48"x3/4"		3 lbs.	\$9.05

REINFORCEMENTS

OPEN SHELF FILING, LIBRARY & DOUBLE WALL

ITEM NUMBER	D	WT.	PRICE
18RT	18"	1 lbs.	\$1.80
20RT	20"	1 lbs.	\$1.90
24RT	24"	1 lbs.	\$2.00
26RT	26"	1 lbs.	\$2.25
30RT	30"	1 lbs.	\$2.45
32RT	32"	1 lbs.	\$2.65

NOTE: To be used with TS Supports

X-RAY AND STANDARD QUIK-LOK

SHELF SUPPORTS

ITEM NUMBER	W	H	WT.	PRICE
3014S	30"x1 1/4"		1 lbs.	\$2.45
3011S	30"x1 1/4"		2 lbs.	\$4.65
3614S	36"x1 1/4"		2 lbs.	\$3.50
3611S	36"x1 1/4"		3 lbs.	\$4.75
4214S	42"x1 1/4"		2 lbs.	\$3.95
4211S	42"x1 1/4"		3 lbs.	\$5.30
4814S	48"x1 1/4"		2 lbs.	\$4.45
4811S	48"x1 1/4"		4 lbs.	\$6.05
■ 4811HS	48"x1 1/4"		4 lbs.	\$7.25

■ Use RH reinforcement

SINGLE RIVET

ITEM NUMBER	W	H	WT.	PRICE
3014SC	30"x1 1/4"		1 lbs.	\$4.50
3614SC	36"x1 1/4"		2 lbs.	\$4.70
3611SC	36"x1 1/4"		3 lbs.	\$5.90
4214SC	42"x1 1/4"		2 lbs.	\$5.75
4211SC	42"x1 1/4"		3 lbs.	\$7.25
4814SC	48"x1 1/4"		2 lbs.	\$6.30
4811SC	48"x1 1/4"		4 lbs.	\$8.20

NOTE: SC shelf supports are recommended for the bottom shelf level when Aurora Shelving is being used with Mobile Shelving applications, or reference shelves are being used on 76 1/4" or 97 1/4" high units.

REINFORCEMENTS

ITEM NUMBER	D	H	WT.	PRICE
12R	12"x1"		1 lbs.	\$2.35
15R	15"x1"		1 lbs.	\$2.65
16R	16"x1"		1 lbs.	\$2.75
18R	18"x1"		1 lbs.	\$2.65
20R	20"x1"		1 lbs.	\$2.90
24R	24"x1"		1 lbs.	\$3.05
26R	26"x1"		1 lbs.	\$3.60
30R	30"x1"		2 lbs.	\$3.60
32R	32"x1"		2 lbs.	\$3.65
36R	36"x1"		2 lbs.	\$3.95

NOTE: To be used with S and SC Supports

■ 15RH	15"x1"	1 lbs.	\$3.80
■ 18RH	18"x1"	1 lbs.	\$4.10
■ 24RH	24"x1"	2 lbs.	\$4.95

■ Use with HS Supports

CENTER STOPS

OPEN SHELF FILING (SLOTTED)

ITEM NUMBER	W	H	WT.	PRICE
30CF	30"x2 1/2"		1 lbs.	\$4.65
36CF	36"x2 1/2"		1 lbs.	\$5.05
42CF	42"x2 1/2"		1 lbs.	\$5.40
48CF	48"x2 1/2"		1 lbs.	\$6.15

X-RAY (SLOTTED)

ITEM NUMBER	W	H	WT.	PRICE
30CX	30"x7"		2 lbs.	\$8.95
36CX	36"x7"		2 lbs.	\$8.95
42CX	42"x7"		2 lbs.	\$9.25
48CX	48"x7"		3 lbs.	\$10.30

LIBRARY-DOUBLE WALL (SLOTTED)

ITEM NUMBER	W	H	WT.	PRICE
30CLS	28"x2 1/2"		1 lbs.	\$6.35
36CLS	34"x2 1/2"		1 lbs.	\$6.70
42CLS	40"x2 1/2"		1 lbs.	\$7.70
48CLS	46"x2 1/2"		1 lbs.	\$8.35

LIBRARY-DOUBLE WALL (NON-SLOTTED)

ITEM NUMBER	W	H	WT.	PRICE
30CL	28"x2 1/2"		1 lbs.	\$5.95
36CL	34"x2 1/2"		1 lbs.	\$6.35
42CL	40"x2 1/2"		1 lbs.	\$6.80
48CL	46"x2 1/2"		1 lbs.	\$8.00

STANDARD QUIK-LOK (NON-SLOTTED)

ITEM NUMBER	W	H	WT.	PRICE
30CQ	28"x2 1/2"		1 lbs.	\$5.70
36CQ	34"x2 1/2"		1 lbs.	\$6.00
42CQ	40"x2 1/2"		1 lbs.	\$6.75
48CQ	46"x2 1/2"		1 lbs.	\$7.70

DIVIDERS

DIVIDER SELECTION CHART

Shelves	Divider	Shelves	Divider
12", 13", 24", 26" Slotted	1006FD	15" Slotted X-Ray	1310FD
10", 20" Slotted	0806FD	18" Slotted X-Ray	1610FD
15", 16", 30", 32" Slotted	1306FD	DS Double Slotted	1616FHD/FHDDE
18" Punched	1816BD		

OPEN SHELF FILING

ITEM NUMBER	W	H	WT.	PRICE
1006FD	10"x6"		1 lbs.	\$2.00
1306FD	13"x6"		1 lbs.	\$2.35

PRE-PACKAGED DIVIDERS

ITEM NUMBER	W	H	WT.	PRICE
1006FD-PK	10"x6"		39 lbs.	\$100.00
1306FD-PK	13"x6"		51 lbs.	\$117.50

BIN DIVIDER X-RAY

ITEM NUMBER	W	H	WT.	PRICE
1816BD	18"x16 1/2"		2 lbs.	\$15.55

X-RAY

ITEM NUMBER	W	H	WT.	PRICE
1310FD	13"x10"		2 lbs.	\$3.80
1610FD	16"x10"		2 lbs.	\$4.00
1616FHD	16"x16 1/2"		3 lbs.	\$7.60
1616FHDDE	16"x16 1/2"		3 lbs.	\$7.60

LIBRARY-DOUBLE WALL-DIVIDERS

ITEM NUMBER	W	H	WT.	PRICE
0806FD	8"x6"		1 lbs.	\$1.90
1006FD	10"x6"		1 lbs.	\$2.00
1306FD	13"x6"		1 lbs.	\$2.35

BACK STOPS

OPEN SHELF FILING, X-RAY, DOUBLE WALL

ITEM NUMBER	W	H	WT.	PRICE
30SB	30"x2 1/2"		1 lbs.	\$4.45
36SB	36"x2 1/2"		2 lbs.	\$4.45
42SB	42"x2 1/2"		2 lbs.	\$5.15
48SB	48"x2 1/2"		2 lbs.	\$5.60

LIBRARY-DOUBLE WALL

ITEM NUMBER	W	H	WT.	PRICE
30BL	30"x2 3/4"		1 lbs.	\$6.25
36BL	36"x2 3/4"		2 lbs.	\$6.45
42BL	42"x2 3/4"		2 lbs.	\$6.70
48BL	48"x2 3/4"		2 lbs.	\$6.95

MISCELLANEOUS SHELVING COMPONENTS

1-800-277-1699
www.aurorashelving.com



BACK PANELS

ITEM NUMBER	W	H	WT.	PRICE
3040B	30"x40¼"		10 lbs.	\$39.20
3064B	30"x64¼"		16 lbs.	\$46.55
3076B	30"x76¼"		19 lbs.	\$53.05
3085B	30"x85¼"		21 lbs.	\$53.90
3088B	30"x88¼"		22 lbs.	\$55.90
3097B	30"x97¼"		24 lbs.	\$59.35
30100B	30"x100¼"		25 lbs.	\$63.00
30121B	30"x121¼"		30 lbs.	\$94.10
3640B	36"x40¼"		12 lbs.	\$40.25
3664B	36"x64¼"		19 lbs.	\$48.85
3676B	36"x76¼"		23 lbs.	\$51.60
3685B	36"x85¼"		25 lbs.	\$52.45
3688B	36"x88¼"		26 lbs.	\$58.55
3697B	36"x97¼"		29 lbs.	\$59.15
36100B	36"x100¼"		30 lbs.	\$64.90
36121B	36"x121¼"		37 lbs.	\$96.40
4240B	42"x40¼"		14 lbs.	\$52.40
4264B	42"x64¼"		23 lbs.	\$58.70
4276B	42"x76¼"		27 lbs.	\$67.45
4285B	42"x85¼"		30 lbs.	\$69.75
4288B	42"x88¼"		31 lbs.	\$69.75
4297B	42"x97¼"		34 lbs.	\$76.45
42100B	42"x100¼"		36 lbs.	\$77.20
42121B	42"x121¼"		43 lbs.	\$113.10
4840B	48"x40¼"		16 lbs.	\$60.75
4864B	48"x64¼"		26 lbs.	\$68.45
4876B	48"x76¼"		31 lbs.	\$75.60
4885B	48"x85¼"		34 lbs.	\$74.50
4888B	48"x88¼"		35 lbs.	\$78.55
4897B	48"x97¼"		39 lbs.	\$87.85
48100B	48"x100¼"		41 lbs.	\$98.30
48121B	48"x121¼"		49 lbs.	\$129.40

QUIK-BASE™ – ALL SHELVING TYPES

ITEM NUMBER	W	H	WT.	PRICE
3002QB	30"x2¾"		3 lbs.	\$6.20
3004QB	30"x4¼"		4 lbs.	\$7.50
3602QB	36"x2¾"		4 lbs.	\$6.55
3604QB	36"x4¼"		5 lbs.	\$7.70
4202QB	42"x2¾"		5 lbs.	\$8.65
4204QB	42"x4¼"		6 lbs.	\$9.90
4802QB	48"x2¾"		5 lbs.	\$9.70
4804QB	48"x4¼"		7 lbs.	\$11.15

SMALL PARTS

ITEM NUMBER	DESCRIPTION	PRICE
PF	PLASTIC FEET	\$0.65
UC	U-CLIP	\$0.90
CP	CLOTHESPIN	\$0.75
WT	WALL TIE	\$5.15
PS	POST SHIM	\$0.75
TUP.XX	TOUCH-UP PAINT	\$7.00

ROLLOUT DRAWERS

ITEM NUMBER	W	H	D	WT.	PRICE
361215DWR	36"x12"	x15"		31 lbs.	\$278.25
361215DWR	36"x12"	x15"		34 lbs.	\$284.55
421215DWR	42"x12"	x15"		39 lbs.	\$283.50
421215DWR	42"x12"	x15"		39 lbs.	\$288.77

NOTE: The drawer is designed to be used with 15" deep CL or CT uprights and is to be installed on 12" centers which provide a clearance of 9¼".

RETRACTABLE DOORS

ITEM NUMBER	W	H	WT.	PRICE
361215RD	36"x12"		15 lbs.	\$183.75
361215RDL	36"x12"		15 lbs.	\$202.65
421215RD	42"x12"		16 lbs.	\$185.85
421215RDL	42"x12"		16 lbs.	\$204.75

NOTE: The door is designed to be used with 15" deep CL or CT uprights and is to be installed on 12" centers which provide a clearance of 9¼".

AISLE TIES

ITEM NUMBER	W	D	WT.	PRICE
36AT	36"x3"		6 lbs.	\$20.80
42AT	42"x3"		7 lbs.	\$23.25
48AT	48"x3"		8 lbs.	\$24.80
3660AT	36"-60"x3"		12 lbs.	\$52.50

REFERENCE SHELF KIT

ITEM NUMBER	W	D	WT.	PRICE
2412RS-XX*	24"	XX	6 lbs.	\$45.00
3010RS-XX	30"	XX	7 lbs.	\$45.00
3012RS-XX	30"	XX	10 lbs.	\$48.65

XX=Must specify depth. *To be used on 30" wide only. All standard depths available. Reduces clear opening by 1½".

REFERENCE SHELVES

ITEM NUMBER	W	D	WT.	PRICE
3012RS	30"x11½"		7 lbs.	\$45.00

NOTE: Depth dimensions for Reference Shelf Kit indicates bracket size and depth of shelving unit. For double access on 24" & 30" deep units you must order one Reference Shelf Kit and an additional Reference Shelf.

QUIK-DOOR™ HINGED DOORS

ITEM NUMBER	W	H	WT.	PRICE
3040QD	30"x40¼"		29 lbs.	\$225.00
3064QD	30"x64¼"		42 lbs.	\$275.00
3076QD	30"x76¼"		50 lbs.	\$280.00
3085QD	30"x85¼"		53 lbs.	\$285.00
3088QD	30"x88¼"		54 lbs.	\$290.00
3097QD	30"x97¼"		59 lbs.	\$305.00
30100QD	30"x100¼"		60 lbs.	\$320.00
3640QD	36"x40¼"		36 lbs.	\$235.00
3664QD	36"x64¼"		47 lbs.	\$280.00
3676QD	36"x76¼"		57 lbs.	\$285.00
3685QD	36"x85¼"		62 lbs.	\$290.00
3688QD	36"x88¼"		64 lbs.	\$300.00
3697QD	36"x97¼"		66 lbs.	\$315.00
36100QD	36"x100¼"		68 lbs.	\$325.00
4240QD	42"x40¼"		37 lbs.	\$255.00
4264QD	42"x64¼"		53 lbs.	\$310.00
4276QD	42"x76¼"		60 lbs.	\$315.00
4285QD	42"x85¼"		72 lbs.	\$320.00
4288QD	42"x88¼"		74 lbs.	\$325.00
4297QD	42"x97¼"		74 lbs.	\$330.00
42100QD	42"x100¼"		81 lbs.	\$340.00
4840QD	48"x40¼"		41 lbs.	\$275.00
4864QD	48"x64¼"		58 lbs.	\$380.00
4876QD	48"x76¼"		73 lbs.	\$385.00
4885QD	48"x85¼"		73 lbs.	\$390.00
4888QD	48"x88¼"		75 lbs.	\$400.00
4897QD	48"x97¼"		81 lbs.	\$420.00
48100QD	48"x100¼"		83 lbs.	\$425.00

QUIK-DOOR™ EXTENSION KITS

ITEM NUMBER	H	D	WT.	PRICE
40QDX	40¼"x1¾"		4 lbs.	\$74.00
64QDX	64¼"x1¾"		6 lbs.	\$84.00
76QDX	76¼"x1¾"		7 lbs.	\$90.00
85QDX	85¼"x1¾"		7 lbs.	\$93.00
88QDX	88¼"x1¾"		8 lbs.	\$94.00
97QDX	97¼"x1¾"		8 lbs.	\$98.00
100QDX	100¼"x1¾"		9 lbs.	\$98.00

QUIK-ROLL™

ITEM NUMBER	W	H	WT.	NET PRICE
3664QR	36"x64¼"		28 lbs.	\$502.50 Net
3676QR	36"x76¼"		30 lbs.	\$502.50 Net
3685QR	36"x85¼"		32 lbs.	\$502.50 Net
3688QR	36"x88¼"		33 lbs.	\$502.50 Net

Standard Color: Silver

Discounts do not apply.

SLIDING DOORS

ITEM NUMBER	W	H	WT.	PRICE
364002SD	72"x40¼"		73 lbs.	\$456.05
★★ 367602SD	72"x76¼"		110 lbs.	\$527.10
368802SD	72"x88¼"		125 lbs.	\$573.75
364003SD	108"x40¼"		104 lbs.	\$671.60
★★ 367603SD	108"x76¼"		155 lbs.	\$724.50
368803SD	108"x88¼"		175 lbs.	\$786.15

NOTE: Quik-Door Hinged Doors project 1¾". A 2¾" bottom jamb is included. Sliding Doors project 3¾". A 4¼" lower track/lock is included.
★★ Additional shelf support must be ordered for bottom shelf when ordering doors.

LAMINATED FILLER END PANELS

LAMINATED FILLER END PANELS

ITEM NUMBER	W	D	H	WT.	PRICE
0940LFS	8 ³ / ₁₆ "	X3 ³ / ₄ "	X40 ¹ / ₈ "	7 ¹ / ₂ lbs.	\$160.00
1040LFS	9 ³ / ₁₆ "	X3 ³ / ₄ "	X40 ¹ / ₈ "	8 ¹ / ₂ lbs.	\$160.00
1240LFS	11 ³ / ₁₆ "	X3 ³ / ₄ "	X40 ¹ / ₈ "	10 lbs.	\$160.00
1340LFS	12 ³ / ₁₆ "	X3 ³ / ₄ "	X40 ¹ / ₈ "	10 ³ / ₄ lbs.	\$160.00
1540LFS	14 ³ / ₁₆ "	X3 ³ / ₄ "	X40 ¹ / ₈ "	12 ¹ / ₂ lbs.	\$160.00
1640LFS	15 ³ / ₁₆ "	X3 ³ / ₄ "	X40 ¹ / ₈ "	13 ¹ / ₂ lbs.	\$170.00
1840LFS	17 ³ / ₁₆ "	X3 ³ / ₄ "	X40 ¹ / ₈ "	15 lbs.	\$170.00
2040LFS	19 ³ / ₁₆ "	X3 ³ / ₄ "	X40 ¹ / ₈ "	16 ³ / ₄ lbs.	\$170.00
2440LFS	23 ³ / ₁₆ "	X3 ³ / ₄ "	X40 ¹ / ₈ "	20 lbs.	\$190.00
2640LFS	25 ³ / ₁₆ "	X3 ³ / ₄ "	X40 ¹ / ₈ "	21 ³ / ₄ lbs.	\$190.00
3040LFS	29 ³ / ₁₆ "	X3 ³ / ₄ "	X40 ¹ / ₈ "	25 lbs.	\$190.00
3240LFS	31 ³ / ₁₆ "	X3 ³ / ₄ "	X40 ¹ / ₈ "	26 ³ / ₄ lbs.	\$190.00
3640LFS	35 ³ / ₁₆ "	X3 ³ / ₄ "	X40 ¹ / ₈ "	30 lbs.	\$190.00

ITEM NUMBER	W	D	H	WT.	PRICE
0964LFS	8 ³ / ₁₆ "	X3 ³ / ₄ "	X64 ¹ / ₈ "	12 lbs.	\$160.00
1064LFS	9 ³ / ₁₆ "	X3 ³ / ₄ "	X64 ¹ / ₈ "	13 ¹ / ₂ lbs.	\$160.00
1264LFS	11 ³ / ₁₆ "	X3 ³ / ₄ "	X64 ¹ / ₈ "	16 lbs.	\$160.00
1364LFS	12 ³ / ₁₆ "	X3 ³ / ₄ "	X64 ¹ / ₈ "	17 ¹ / ₂ lbs.	\$160.00
1564LFS	14 ³ / ₁₆ "	X3 ³ / ₄ "	X64 ¹ / ₈ "	20 lbs.	\$160.00
1664LFS	15 ³ / ₁₆ "	X3 ³ / ₄ "	X64 ¹ / ₈ "	21 ¹ / ₂ lbs.	\$170.00
1864LFS	17 ³ / ₁₆ "	X3 ³ / ₄ "	X64 ¹ / ₈ "	24 lbs.	\$170.00
2064LFS	19 ³ / ₁₆ "	X3 ³ / ₄ "	X64 ¹ / ₈ "	26 ³ / ₄ lbs.	\$170.00
2464LFS	23 ³ / ₁₆ "	X3 ³ / ₄ "	X64 ¹ / ₈ "	32 lbs.	\$190.00
2664LFS	25 ³ / ₁₆ "	X3 ³ / ₄ "	X64 ¹ / ₈ "	34 ³ / ₄ lbs.	\$190.00
3064LFS	29 ³ / ₁₆ "	X3 ³ / ₄ "	X64 ¹ / ₈ "	40 lbs.	\$190.00
3264LFS	31 ³ / ₁₆ "	X3 ³ / ₄ "	X64 ¹ / ₈ "	42 ³ / ₄ lbs.	\$190.00
3664LFS	35 ³ / ₁₆ "	X3 ³ / ₄ "	X64 ¹ / ₈ "	48 lbs.	\$190.00

ITEM NUMBER	W	D	H	WT.	PRICE
0976LFS	8 ³ / ₁₆ "	X3 ³ / ₄ "	X76 ¹ / ₈ "	14 ¹ / ₄ lbs.	\$160.00
1076LFS	9 ³ / ₁₆ "	X3 ³ / ₄ "	X76 ¹ / ₈ "	16 lbs.	\$160.00
1276LFS	11 ³ / ₁₆ "	X3 ³ / ₄ "	X76 ¹ / ₈ "	19 lbs.	\$160.00
1376LFS	12 ³ / ₁₆ "	X3 ³ / ₄ "	X76 ¹ / ₈ "	20 ¹ / ₂ lbs.	\$160.00
1576LFS	14 ³ / ₁₆ "	X3 ³ / ₄ "	X76 ¹ / ₈ "	23 ³ / ₄ lbs.	\$160.00
1676LFS	15 ³ / ₁₆ "	X3 ³ / ₄ "	X76 ¹ / ₈ "	25 ¹ / ₂ lbs.	\$170.00
1876LFS	17 ³ / ₁₆ "	X3 ³ / ₄ "	X76 ¹ / ₈ "	28 ¹ / ₂ lbs.	\$170.00
2076LFS	19 ³ / ₁₆ "	X3 ³ / ₄ "	X76 ¹ / ₈ "	31 ³ / ₄ lbs.	\$170.00
2476LFS	23 ³ / ₁₆ "	X3 ³ / ₄ "	X76 ¹ / ₈ "	38 lbs.	\$190.00
2676LFS	25 ³ / ₁₆ "	X3 ³ / ₄ "	X76 ¹ / ₈ "	41 ¹ / ₄ lbs.	\$210.00
3076LFS	29 ³ / ₁₆ "	X3 ³ / ₄ "	X76 ¹ / ₈ "	47 ¹ / ₂ lbs.	\$235.00
3276LFS	31 ³ / ₁₆ "	X3 ³ / ₄ "	X76 ¹ / ₈ "	50 ³ / ₄ lbs.	\$235.00
3676LFS	35 ³ / ₁₆ "	X3 ³ / ₄ "	X76 ¹ / ₈ "	57 lbs.	\$235.00

ITEM NUMBER	W	D	H	WT.	PRICE
0985LFS	8 ³ / ₁₆ "	X3 ³ / ₄ "	X85 ¹ / ₈ "	16 lbs.	\$160.00
1085LFS	9 ³ / ₁₆ "	X3 ³ / ₄ "	X85 ¹ / ₈ "	17 ³ / ₄ lbs.	\$160.00
1285LFS	11 ³ / ₁₆ "	X3 ³ / ₄ "	X85 ¹ / ₈ "	21 ¹ / ₄ lbs.	\$160.00
1385LFS	12 ³ / ₁₆ "	X3 ³ / ₄ "	X85 ¹ / ₈ "	23 lbs.	\$160.00
1585LFS	14 ³ / ₁₆ "	X3 ³ / ₄ "	X85 ¹ / ₈ "	26 ¹ / ₂ lbs.	\$160.00
1685LFS	15 ³ / ₁₆ "	X3 ³ / ₄ "	X85 ¹ / ₈ "	28 ¹ / ₂ lbs.	\$170.00
1885LFS	17 ³ / ₁₆ "	X3 ³ / ₄ "	X85 ¹ / ₈ "	32 lbs.	\$170.00
2085LFS	19 ³ / ₁₆ "	X3 ³ / ₄ "	X85 ¹ / ₈ "	35 ¹ / ₂ lbs.	\$170.00
2485LFS	23 ³ / ₁₆ "	X3 ³ / ₄ "	X85 ¹ / ₈ "	42 ¹ / ₂ lbs.	\$190.00
2685LFS	25 ³ / ₁₆ "	X3 ³ / ₄ "	X85 ¹ / ₈ "	46 lbs.	\$210.00
3085LFS	29 ³ / ₁₆ "	X3 ³ / ₄ "	X85 ¹ / ₈ "	53 ¹ / ₄ lbs.	\$235.00
3285LFS	31 ³ / ₁₆ "	X3 ³ / ₄ "	X85 ¹ / ₈ "	56 ³ / ₄ lbs.	\$235.00
3685LFS	35 ³ / ₁₆ "	X3 ³ / ₄ "	X85 ¹ / ₈ "	63 ³ / ₄ lbs.	\$235.00

ITEM NUMBER	W	D	H	WT.	PRICE
0988LFS	8 ³ / ₁₆ "	X3 ³ / ₄ "	X88 ¹ / ₈ "	16 ¹ / ₂ lbs.	\$160.00
1088LFS	9 ³ / ₁₆ "	X3 ³ / ₄ "	X88 ¹ / ₈ "	18 ¹ / ₂ lbs.	\$160.00
1288LFS	11 ³ / ₁₆ "	X3 ³ / ₄ "	X88 ¹ / ₈ "	22 lbs.	\$160.00
1388LFS	12 ³ / ₁₆ "	X3 ³ / ₄ "	X88 ¹ / ₈ "	23 ³ / ₄ lbs.	\$160.00
1588LFS	14 ³ / ₁₆ "	X3 ³ / ₄ "	X88 ¹ / ₈ "	27 ¹ / ₂ lbs.	\$160.00
1688LFS	15 ³ / ₁₆ "	X3 ³ / ₄ "	X88 ¹ / ₈ "	29 ¹ / ₂ lbs.	\$170.00
1888LFS	17 ³ / ₁₆ "	X3 ³ / ₄ "	X88 ¹ / ₈ "	33 lbs.	\$170.00
2088LFS	19 ³ / ₁₆ "	X3 ³ / ₄ "	X88 ¹ / ₈ "	36 ³ / ₄ lbs.	\$170.00
2488LFS	23 ³ / ₁₆ "	X3 ³ / ₄ "	X88 ¹ / ₈ "	44 lbs.	\$190.00
2688LFS	25 ³ / ₁₆ "	X3 ³ / ₄ "	X88 ¹ / ₈ "	47 ³ / ₄ lbs.	\$210.00
3088LFS	29 ³ / ₁₆ "	X3 ³ / ₄ "	X88 ¹ / ₈ "	55 lbs.	\$235.00
3288LFS	31 ³ / ₁₆ "	X3 ³ / ₄ "	X88 ¹ / ₈ "	58 ³ / ₄ lbs.	\$235.00
3688LFS	35 ³ / ₁₆ "	X3 ³ / ₄ "	X88 ¹ / ₈ "	66 lbs.	\$235.00

Laminated filler panels are recommended for use with Closed "T" Uprights on standard Quik-Lok, Open Shelf Filing and X-Ray Shelving Units. When laminated filler panels are used with Library or Double Wall Shelving Units a special "T" style upright must be used. The suffix - WTS should be used when ordering these uprights.

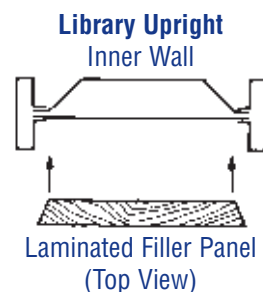
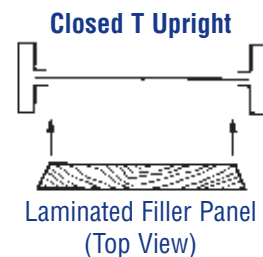

LAMINATED FILLER END PANELS

ITEM NUMBER	W	D	H	WT.	PRICE
0997LFS	8 ³ / ₁₆ "	X3 ³ / ₄ "	X97 ¹ / ₈ "	18 ¹ / ₂ lbs.	\$160.00
1097LFS	9 ³ / ₁₆ "	X3 ³ / ₄ "	X97 ¹ / ₈ "	20 ¹ / ₂ lbs.	\$160.00
1297LFS	11 ³ / ₁₆ "	X3 ³ / ₄ "	X97 ¹ / ₈ "	24 ¹ / ₂ lbs.	\$160.00
1397LFS	12 ³ / ₁₆ "	X3 ³ / ₄ "	X97 ¹ / ₈ "	26 ¹ / ₄ lbs.	\$160.00
1597LFS	14 ³ / ₁₆ "	X3 ³ / ₄ "	X97 ¹ / ₈ "	30 ¹ / ₄ lbs.	\$160.00
1697LFS	15 ³ / ₁₆ "	X3 ³ / ₄ "	X97 ¹ / ₈ "	32 ¹ / ₂ lbs.	\$170.00
1897LFS	17 ³ / ₁₆ "	X3 ³ / ₄ "	X97 ¹ / ₈ "	36 ¹ / ₂ lbs.	\$170.00
2097LFS	19 ³ / ₁₆ "	X3 ³ / ₄ "	X97 ¹ / ₈ "	40 ¹ / ₂ lbs.	\$170.00
2497LFS	23 ³ / ₁₆ "	X3 ³ / ₄ "	X97 ¹ / ₈ "	48 ¹ / ₂ lbs.	\$190.00
2697LFS	25 ³ / ₁₆ "	X3 ³ / ₄ "	X97 ¹ / ₈ "	52 ¹ / ₂ lbs.	\$210.00
3097LFS	29 ³ / ₁₆ "	X3 ³ / ₄ "	X97 ¹ / ₈ "	60 ¹ / ₂ lbs.	\$235.00
3297LFS	31 ³ / ₁₆ "	X3 ³ / ₄ "	X97 ¹ / ₈ "	64 ³ / ₄ lbs.	\$235.00
3697LFS	35 ³ / ₁₆ "	X3 ³ / ₄ "	X97 ¹ / ₈ "	72 ³ / ₄ lbs.	\$235.00

ITEM NUMBER	W	D	H	WT.	PRICE
09100LFS	8 ³ / ₁₆ "	X3 ³ / ₄ "	X100 ¹ / ₈ "	18 ³ / ₄ lbs.	\$175.00
10100LFS	9 ³ / ₁₆ "	X3 ³ / ₄ "	X100 ¹ / ₈ "	20 ³ / ₄ lbs.	\$175.00
12100LFS	11 ³ / ₁₆ "	X3 ³ / ₄ "	X100 ¹ / ₈ "	25 lbs.	\$175.00
13100LFS	12 ³ / ₁₆ "	X3 ³ / ₄ "	X100 ¹ / ₈ "	27 lbs.	\$175.00
15100LFS	14 ³ / ₁₆ "	X3 ³ / ₄ "	X100 ¹ / ₈ "	31 ¹ / ₂ lbs.	\$175.00
16100LFS	15 ³ / ₁₆ "	X3 ³ / ₄ "	X100 ¹ / ₈ "	33 ¹ / ₂ lbs.	\$185.00
18100LFS	17 ³ / ₁₆ "	X3 ³ / ₄ "	X100 ¹ / ₈ "	37 ¹ / ₂ lbs.	\$185.00
20100LFS	19 ³ / ₁₆ "	X3 ³ / ₄ "	X100 ¹ / ₈ "	41 ³ / ₄ lbs.	\$185.00
24100LFS	23 ³ / ₁₆ "	X3 ³ / ₄ "	X100 ¹ / ₈ "	50 lbs.	\$205.00
26100LFS	25 ³ / ₁₆ "	X3 ³ / ₄ "	X100 ¹ / ₈ "	54 ¹ / ₄ lbs.	\$220.00
30100LFS	29 ³ / ₁₆ "	X3 ³ / ₄ "	X100 ¹ / ₈ "	62 ¹ / ₂ lbs.	\$245.00
32100LFS	31 ³ / ₁₆ "	X3 ³ / ₄ "	X100 ¹ / ₈ "	66 ³ / ₄ lbs.	\$245.00
36100LFS	35 ³ / ₁₆ "	X3 ³ / ₄ "	X100 ¹ / ₈ "	75 lbs.	\$245.00

ITEM NUMBER	W	D	H	WT.	PRICE
09121LFS	8 ³ / ₁₆ "	X3 ³ / ₄ "	X121 ¹ / ₈ "	22 ³ / ₄ lbs.	\$190.00
10121LFS	9 ³ / ₁₆ "	X3 ³ / ₄ "	X121 ¹ / ₈ "	25 ¹ / ₄ lbs.	\$190.00
12121LFS	11 ³ / ₁₆ "	X3 ³ / ₄ "	X121 ¹ / ₈ "	30 ¹ / ₄ lbs.	\$190.00
13121LFS	12 ³ / ₁₆ "	X3 ³ / ₄ "	X121 ¹ / ₈ "	32 ³ / ₄ lbs.	\$190.00
15121LFS	14 ³ / ₁₆ "	X3 ³ / ₄ "	X121 ¹ / ₈ "	37 ³ / ₄ lbs.	\$190.00
16121LFS	15 ³ / ₁₆ "	X3 ³ / ₄ "	X121 ¹ / ₈ "	40 ¹ / ₂ lbs.	\$200.00
18121LFS	17 ³ / ₁₆ "	X3 ³ / ₄ "	X121 ¹ / ₈ "	45 ¹ / ₂ lbs.	\$200.00
20121LFS	19 ³ / ₁₆ "	X3 ³ / ₄ "	X121 ¹ / ₈ "	50 ¹ / ₂ lbs.	\$200.00
24121LFS	23 ³ / ₁₆ "	X3 ³ / ₄ "	X121 ¹ / ₈ "	60 ¹ / ₂ lbs.	\$215.00
26121LFS	25 ³ / ₁₆ "	X3 ³ / ₄ "	X121 ¹ / ₈ "	65 ¹ / ₂ lbs.	\$235.00
30121LFS	29 ³ / ₁₆ "	X3 ³ / ₄ "	X121 ¹ / ₈ "	75 ³ / ₄ lbs.	\$260.00
32121LFS	31 ³ / ₁₆ "	X3 ³ / ₄ "	X121 ¹ / ₈ "	80 ³ / ₄ lbs.	\$260.00
36121LFS	35 ³ / ₁₆ "	X3 ³ / ₄ "	X121 ¹ / ₈ "	90 ³ / ₄ lbs.	\$260.00

Laminated Filler Panel used with closed T upright. Depth is flush with T post.



LAMINATED END PANELS

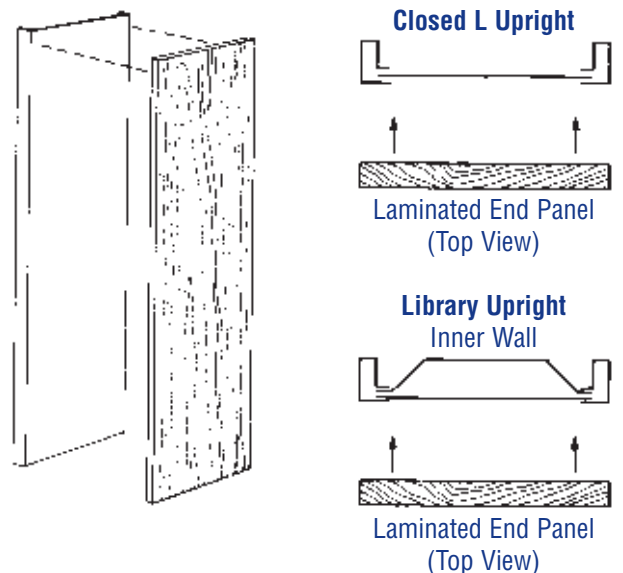
LAMINATED END PANELS

ITEM NUMBER	W	D	H	WT.	PRICE
0940LEP	9"x3/4"	x40 1/4"		7 lbs.	\$124.95
1040LEP	10"x3/4"	x40 1/4"		8 lbs.	\$124.95
1240LEP	12"x3/4"	x40 1/4"		9 1/2 lbs.	\$124.95
1340LEP	13"x3/4"	x40 1/4"		10 1/4 lbs.	\$132.60
1540LEP	15"x3/4"	x40 1/4"		12 lbs.	\$132.60
1640LEP	16"x3/4"	x40 1/4"		13 lbs.	\$132.60
1840LEP	18"x3/4"	x40 1/4"		14 1/2 lbs.	\$145.35
2040LEP	20"x3/4"	x40 1/4"		16 1/4 lbs.	\$145.35
2440LEP	24"x3/4"	x40 1/4"		19 1/2 lbs.	\$145.35
2640LEP	26"x3/4"	x40 1/4"		21 1/4 lbs.	\$168.30
3040LEP	30"x3/4"	x40 1/4"		24 1/2 lbs.	\$168.30
3240LEP	32"x3/4"	x40 1/4"		26 1/4 lbs.	\$168.30
3640LEP	36"x3/4"	x40 1/4"		29 1/2 lbs.	\$168.30
ITEM NUMBER	W	D	H	WT.	PRICE
0964LEP	9"x3/4"	x64 1/4"		11 lbs.	\$155.55
1064LEP	10"x3/4"	x64 1/4"		12 1/2 lbs.	\$155.55
1264LEP	12"x3/4"	x64 1/4"		15 lbs.	\$155.55
1364LEP	13"x3/4"	x64 1/4"		16 1/2 lbs.	\$170.85
1564LEP	15"x3/4"	x64 1/4"		19 lbs.	\$170.85
1664LEP	16"x3/4"	x64 1/4"		20 1/2 lbs.	\$170.85
1864LEP	18"x3/4"	x64 1/4"		23 1/4 lbs.	\$206.55
2064LEP	20"x3/4"	x64 1/4"		26 lbs.	\$206.55
2464LEP	24"x3/4"	x64 1/4"		31 1/4 lbs.	\$206.55
2664LEP	26"x3/4"	x64 1/4"		34 lbs.	\$260.10
3064LEP	30"x3/4"	x64 1/4"		39 lbs.	\$260.10
3264LEP	32"x3/4"	x64 1/4"		42 lbs.	\$260.10
3664LEP	36"x3/4"	x64 1/4"		47 1/4 lbs.	\$260.10
ITEM NUMBER	W	D	H	WT.	PRICE
0976LEP	9"x3/4"	x76 1/4"		13 lbs.	\$155.55
1076LEP	10"x3/4"	x76 1/4"		15 lbs.	\$155.55
1276LEP	12"x3/4"	x76 1/4"		18 lbs.	\$155.55
1376LEP	13"x3/4"	x76 1/4"		19 1/2 lbs.	\$170.85
1576LEP	15"x3/4"	x76 1/4"		22 1/4 lbs.	\$170.85
1676LEP	16"x3/4"	x76 1/4"		24 1/4 lbs.	\$170.85
1876LEP	18"x3/4"	x76 1/4"		27 1/2 lbs.	\$206.55
2076LEP	20"x3/4"	x76 1/4"		30 1/2 lbs.	\$206.55
2476LEP	24"x3/4"	x76 1/4"		37 lbs.	\$206.55
2676LEP	26"x3/4"	x76 1/4"		40 1/4 lbs.	\$260.10
3076LEP	30"x3/4"	x76 1/4"		46 1/2 lbs.	\$260.10
3276LEP	32"x3/4"	x76 1/4"		50 lbs.	\$260.10
3676LEP	36"x3/4"	x76 1/4"		56 1/4 lbs.	\$260.10
ITEM NUMBER	W	D	H	WT.	PRICE
0985LEP	9"x3/4"	x85 1/4"		14 1/2 lbs.	\$155.55
1085LEP	10"x3/4"	x85 1/4"		16 1/2 lbs.	\$155.55
1285LEP	12"x3/4"	x85 1/4"		20 lbs.	\$155.55
1385LEP	13"x3/4"	x85 1/4"		22 lbs.	\$170.85
1585LEP	15"x3/4"	x85 1/4"		25 1/4 lbs.	\$170.85
1685LEP	16"x3/4"	x85 1/4"		27 lbs.	\$170.85
1885LEP	18"x3/4"	x85 1/4"		31 lbs.	\$206.55
2085LEP	20"x3/4"	x85 1/4"		34 1/4 lbs.	\$206.55
2485LEP	24"x3/4"	x85 1/4"		41 1/2 lbs.	\$206.55
2685LEP	26"x3/4"	x85 1/4"		45 lbs.	\$260.10
3085LEP	30"x3/4"	x85 1/4"		52 1/4 lbs.	\$260.10
3285LEP	32"x3/4"	x85 1/4"		55 3/4 lbs.	\$260.10
3685LEP	36"x3/4"	x85 1/4"		63 lbs.	\$260.10
ITEM NUMBER	W	D	H	WT.	PRICE
0988LEP	9"x3/4"	x88 1/4"		15 lbs.	\$155.55
1088LEP	10"x3/4"	x88 1/4"		17 lbs.	\$155.55
1288LEP	12"x3/4"	x88 1/4"		21 lbs.	\$155.55
1388LEP	13"x3/4"	x88 1/4"		22 1/2 lbs.	\$170.85
1588LEP	15"x3/4"	x88 1/4"		26 1/4 lbs.	\$170.85
1688LEP	16"x3/4"	x88 1/4"		28 lbs.	\$170.85
1888LEP	18"x3/4"	x88 1/4"		32 lbs.	\$206.55
2088LEP	20"x3/4"	x88 1/4"		35 1/2 lbs.	\$206.55
2488LEP	24"x3/4"	x88 1/4"		43 lbs.	\$206.55
2688LEP	26"x3/4"	x88 1/4"		46 1/2 lbs.	\$260.10
3088LEP	30"x3/4"	x88 1/4"		54 lbs.	\$260.10
3288LEP	32"x3/4"	x88 1/4"		58 lbs.	\$260.10
3688LEP	36"x3/4"	x88 1/4"		65 lbs.	\$260.10

LAMINATED END PANELS

ITEM NUMBER	W	D	H	WT.	PRICE
0997LEP	9"x3/4"	x97 1/4"		17 lbs.	\$168.30
1097LEP	10"x3/4"	x97 1/4"		19 lbs.	\$168.30
1297LEP	12"x3/4"	x97 1/4"		23 lbs.	\$168.30
1397LEP	13"x3/4"	x97 1/4"		25 lbs.	\$191.25
1597LEP	15"x3/4"	x97 1/4"		29 lbs.	\$191.25
1697LEP	16"x3/4"	x97 1/4"		31 lbs.	\$191.25
1897LEP	18"x3/4"	x97 1/4"		35 lbs.	\$237.15
2097LEP	20"x3/4"	x97 1/4"		39 lbs.	\$237.15
2497LEP	24"x3/4"	x97 1/4"		47 1/4 lbs.	\$237.15
2697LEP	26"x3/4"	x97 1/4"		51 1/4 lbs.	\$280.50
3097LEP	30"x3/4"	x97 1/4"		59 1/2 lbs.	\$280.50
3297LEP	32"x3/4"	x97 1/4"		63 1/2 lbs.	\$280.50
3697LEP	36"x3/4"	x97 1/4"		72 lbs.	\$280.50
ITEM NUMBER	W	D	H	WT.	PRICE
09100LEP	9"x3/4"	x100 1/4"		17 lbs.	\$168.30
10100LEP	10"x3/4"	x100 1/4"		19 lbs.	\$168.30
12100LEP	12"x3/4"	x100 1/4"		23 1/4 lbs.	\$168.30
13100LEP	13"x3/4"	x100 1/4"		25 1/2 lbs.	\$191.25
15100LEP	15"x3/4"	x100 1/4"		29 1/2 lbs.	\$191.25
16100LEP	16"x3/4"	x100 1/4"		31 1/2 lbs.	\$191.25
18100LEP	18"x3/4"	x100 1/4"		36 lbs.	\$237.15
20100LEP	20"x3/4"	x100 1/4"		40 lbs.	\$237.15
24100LEP	24"x3/4"	x100 1/4"		48 1/4 lbs.	\$237.15
26100LEP	26"x3/4"	x100 1/4"		52 1/2 lbs.	\$280.50
30100LEP	30"x3/4"	x100 1/4"		60 3/4 lbs.	\$280.50
32100LEP	32"x3/4"	x100 1/4"		65 lbs.	\$280.50
36100LEP	36"x3/4"	x100 1/4"		73 1/4 lbs.	\$280.50
ITEM NUMBER	W	D	H	WT.	PRICE
09121LEP	9"x3/4"	x121 1/4"		20 1/2 lbs.	\$181.05
10121LEP	10"x3/4"	x121 1/4"		23 1/4 lbs.	\$181.05
12121LEP	12"x3/4"	x121 1/4"		28 1/4 lbs.	\$181.05
13121LEP	13"x3/4"	x121 1/4"		30 3/4 lbs.	\$211.65
15121LEP	15"x3/4"	x121 1/4"		35 3/4 lbs.	\$211.65
16121LEP	16"x3/4"	x121 1/4"		38 1/4 lbs.	\$211.65
18121LEP	18"x3/4"	x121 1/4"		43 1/4 lbs.	\$267.75
20121LEP	20"x3/4"	x121 1/4"		48 1/2 lbs.	\$267.75
24121LEP	24"x3/4"	x121 1/4"		58 1/2 lbs.	\$267.75
26121LEP	26"x3/4"	x121 1/4"		63 1/2 lbs.	\$326.40
30121LEP	30"x3/4"	x121 1/4"		73 1/2 lbs.	\$326.40
32121LEP	32"x3/4"	x121 1/4"		78 3/4 lbs.	\$326.40
36121LEP	36"x3/4"	x121 1/4"		89 lbs.	\$326.40

Laminated End Panel used with closed L upright.



Laminated end panels are recommended for use with Closed "L" Uprights on standard Quik-Lok, Open Shelf Filing, Library, Double Wall, and X-Ray Shelving Units.



AURORA from RICHARDS-WILCOX, INC.

600 South Lake Street • Aurora, Illinois 60506

Phone: 630-897-6951 • Fax: 630-897-6994

Toll Free: 800-277-1699 • www.aurorashelving.com